

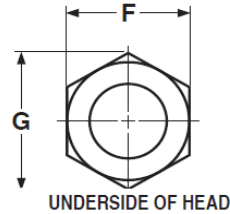
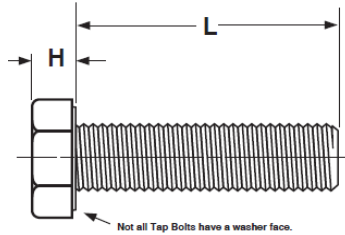


Atlanta, Georgia

Phone 800-521-7326

Fax 770-745-1333

Hex Bolt Grade 2 Zinc



F
Width

G
Width

H
Head

Across Flats

Across Corners

Height

| Peco Catalog# | Basic Diameter | | Basic | | Min | | Max | | Basic | | Min | | Max | |
|----------------------------------|----------------|--------|--------------|----------|-------------------|-------------------|---------------|----------------|-------|-------|-----|--|-----|--|
| | | | | | | | | | | | | | | |
| | 1/4 | 0.2500 | 7/16 | 0.428 | 0.438 | 0.488 | 0.505 | 5/32 | 0.150 | 0.163 | | | | |
| | 5/16 | 0.3125 | 1/2 | 0.489 | 0.500 | 0.557 | 0.577 | 13/64 | 0.195 | 0.211 | | | | |
| | 3/8 | 0.3750 | 9/16 | 0.551 | 0.562 | 0.628 | 0.650 | 15/64 | 0.226 | 0.243 | | | | |
| | 7/16 | 0.4375 | 5/8 | 0.612 | 0.625 | 0.698 | 0.722 | 9/32 | 0.272 | 0.291 | | | | |
| See Section Three of Our Catalog | 1/2 | 0.5000 | 3/4 | 0.736 | 0.750 | 0.840 | 0.866 | 5/16 | 0.302 | 0.323 | | | | |
| | 9/16 | 0.5625 | 13/16 | 0.798 | 0.812 | 0.910 | 0.938 | 23/64 | 0.348 | 0.371 | | | | |
| | 5/8 | 0.6250 | 15/16 | 0.922 | 0.938 | 1.051 | 1.083 | 25/64 | 0.378 | 0.403 | | | | |
| | 3/4 | 0.7500 | 1-1/8 | 1.100 | 1.125 | 1.254 | 1.299 | 15/32 | 0.455 | 0.483 | | | | |
| | 7/8 | 0.8750 | 1-5/16 | 1.285 | 1.312 | 1.465 | 1.516 | 37/64 | 0.531 | 0.604 | | | | |
| | 1 | 1.0000 | 1-1/2 | 1.469 | 1.500 | 1.675 | 1.732 | 43/64 | 0.591 | 0.700 | | | | |
| | 1-1/4 | 1.2500 | 1-7/8 | 1.812 | 1.875 | 2.066 | 2.165 | 27/32 | 0.749 | 0.876 | | | | |
| Tolerance on Length | Screw Size | | Screw Length | | | | | | | | | | | |
| | | | | Up To 1" | Over 1" to 2-1/2" | Over 2-1/2" to 4" | Over 4" to 6" | Longer than 6" | | | | | | |
| | 1/4 to 3/8 | | | -0.03 | -0.04 | -0.06 | -0.10 | -0.18 | | | | | | |
| | 7/16 to 1/2 | | | -0.03 | -0.06 | -0.08 | -0.10 | -0.18 | | | | | | |
| | 9/16 to 3/4 | | | -0.03 | -0.08 | -0.10 | -0.10 | -0.18 | | | | | | |
| | 7/8 to 1 | | | | -0.10 | -0.14 | -0.16 | -0.20 | | | | | | |
| 1-1/8 to 1-1/2 | | | | -0.12 | -0.16 | -0.18 | -0.22 | | | | | | | |

Hardness
Elongation
Tensile Strength
Material

| | |
|----------|--|
| Rockwell | B69 - B100 |
| | 18% min |
| psi | 60,000 psi. min |
| | AISI 1006 - 1050 or equivalent steel Carbon-0.33%, Manganese-0.93%, Phosphorous-0.041% Max |

Peco Fasteners specification sheets are a reference guide to help in the selection of fasteners. Peco has made every effort to ensure the accuracy of the information. However, Peco Fasteners is not responsible for any errors that may be contained within these sheets. Peco Fasteners makes no claim of warranty in the accuracy of this information. Users of this information are solely responsible for protecting themselves against liability. It is solely the responsibility of the purchasers and users of these fasteners to consult with Engineers that are experts in an applicable field. Peco Fasteners is not responsible for any loss, claim, or damage due to these specification sheets.

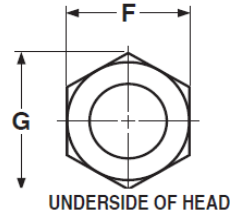
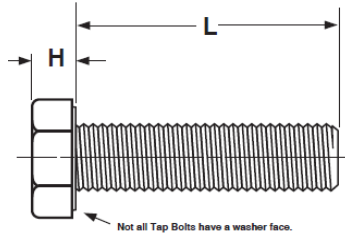


Atlanta, Georgia

Phone 800-521-7326

Fax 770-745-1333

Hex Bolt Grade 2 Zinc



F
Width

G
Width

H
Head

Across Flats

Across Corners

Height

| Peco Catalog# | Basic Diameter | | Basic | | Min | | Max | | Basic | | Min | | Max | |
|----------------------------------|----------------|--------|--------------|----------|-------------------|-------------------|---------------|----------------|-------|-------|-----|--|-----|--|
| | | | | | | | | | | | | | | |
| | 1/4 | 0.2500 | 7/16 | 0.428 | 0.438 | 0.488 | 0.505 | 5/32 | 0.150 | 0.163 | | | | |
| | 5/16 | 0.3125 | 1/2 | 0.489 | 0.500 | 0.557 | 0.577 | 13/64 | 0.195 | 0.211 | | | | |
| | 3/8 | 0.3750 | 9/16 | 0.551 | 0.562 | 0.628 | 0.650 | 15/64 | 0.226 | 0.243 | | | | |
| | 7/16 | 0.4375 | 5/8 | 0.612 | 0.625 | 0.698 | 0.722 | 9/32 | 0.272 | 0.291 | | | | |
| See Section Three of Our Catalog | 1/2 | 0.5000 | 3/4 | 0.736 | 0.750 | 0.840 | 0.866 | 5/16 | 0.302 | 0.323 | | | | |
| | 9/16 | 0.5625 | 13/16 | 0.798 | 0.812 | 0.910 | 0.938 | 23/64 | 0.348 | 0.371 | | | | |
| | 5/8 | 0.6250 | 15/16 | 0.922 | 0.938 | 1.051 | 1.083 | 25/64 | 0.378 | 0.403 | | | | |
| | 3/4 | 0.7500 | 1-1/8 | 1.100 | 1.125 | 1.254 | 1.299 | 15/32 | 0.455 | 0.483 | | | | |
| | 7/8 | 0.8750 | 1-5/16 | 1.285 | 1.312 | 1.465 | 1.516 | 37/64 | 0.531 | 0.604 | | | | |
| | 1 | 1.0000 | 1-1/2 | 1.469 | 1.500 | 1.675 | 1.732 | 43/64 | 0.591 | 0.700 | | | | |
| | 1-1/4 | 1.2500 | 1-7/8 | 1.812 | 1.875 | 2.066 | 2.165 | 27/32 | 0.749 | 0.876 | | | | |
| Tolerance on Length | Screw Size | | Screw Length | | | | | | | | | | | |
| | | | | Up To 1" | Over 1" to 2-1/2" | Over 2-1/2" to 4" | Over 4" to 6" | Longer than 6" | | | | | | |
| | 1/4 to 3/8 | | | -0.03 | -0.04 | -0.06 | -0.10 | -0.18 | | | | | | |
| | 7/16 to 1/2 | | | -0.03 | -0.06 | -0.08 | -0.10 | -0.18 | | | | | | |
| | 9/16 to 3/4 | | | -0.03 | -0.08 | -0.10 | -0.10 | -0.18 | | | | | | |
| | 7/8 to 1 | | | | -0.10 | -0.14 | -0.16 | -0.20 | | | | | | |
| 1-1/8 to 1-1/2 | | | | -0.12 | -0.16 | -0.18 | -0.22 | | | | | | | |

Hardness
Elongation
Tensile Strength
Material

| | |
|----------|--|
| Rockwell | B69 - B100 |
| | 18% min |
| psi | 60,000 psi. min |
| | AISI 1006 - 1050 or equivalent steel Carbon-0.33%, Manganese-0.93%, Phosphorous-0.041% Max |

Peco Fasteners specification sheets are a reference guide to help in the selection of fasteners. Peco has made every effort to ensure the accuracy of the information. However, Peco Fasteners is not responsible for any errors that may be contained within these sheets. Peco Fasteners makes no claim of warranty in the accuracy of this information. Users of this information are solely responsible for protecting themselves against liability. It is solely the responsibility of the purchasers and users of these fasteners to consult with Engineers that are experts in an applicable field. Peco Fasteners is not responsible for any loss, claim, or damage due to these specification sheets.