

Linear LED Tube Stringlight

SELECTION GUIDE

Catalog Number	Lamp Size (ft)	Lamp Quantity	Length (ft)	Lamp Spacing (ft)	Primary (ft)	Secondary (ft)	Plug	Connector
813-6-LEDSSL-14350-1	1	4	50	12 S	6	6	1510-PW6P	1610-CW6P
813-6-LEDSSL-143100-1	1	8	100	12 S	6	6	1510-PW6P	1610-CW6P
813-5-LEDSSL-143100-1	1	10	100	10	5	4	1510-PW6P	1610-CW6P
817-5-LEDSSL-14350-1	2	4	50	12 S	5	5	1510-PW6P	1610-CW6P
817-5-LEDSSL-143100-1	2	8	100	12 S	5	5	1510-PW6P	1610-CW6P

SPECIFICATIONS

	813-6-LEDSSL-14350-1	813-6-LEDSSL-143100-1	813-5-LEDSSL-143100-1	817-6-LEDSSL-14350-1	817-6-LEDSSL-143100-1
Electrical Rating	120 V, 60 Hz	120 V, 60 Hz	120 V, 60 Hz	120 V, 60 Hz	120 V, 60 Hz
Amperage Draw (A)	0.15	0.30	0.38	0.31	0.62
Maximum Units Connected²	30	15	26	20	10
cULus	No	No	No	Yes	Yes
Wet Location Rated	Yes	Yes	Yes	Yes	Yes
Cable Gauge / Type	14/3 SEOW	14/3 SEOW	14/3 SEOW	14/3 SEOW	14/3 SEOW
Bulb Type	LED T8	LED T8	LED T8	LED T8	LED T8
Initial Lumens (Per Light)	450	450	450	900	900
Color Rendition³	>80	>80	>80	>80	>80
Color Temperature⁴	5,000K	5,000K	5,000K	5,000K	5,000K
Average Bulb Life (hrs)	50,000	50,000	50,000	50,000	50,000
Low Temperature Start	-25 °C	-25 °C	-25 °C	-25 °C	-25 °C

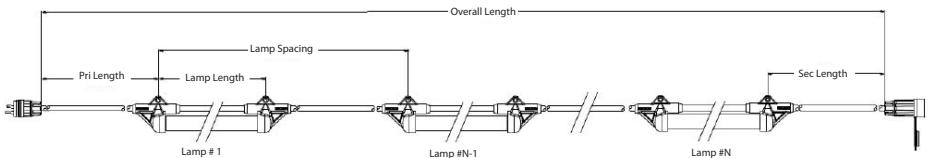
Notes:

1. Consult factory for custom assemblies.
2. Based on a single 15A supply receptacle.
3. Based on a scale from 1 to 100 where 100 represents sunlight. The higher the number the truer the color appears.
4. Sunlight is simulated with a light that is about 5000 K. The higher the number the whiter the light.

REPLACEMENT PARTS

Description	Part Number
Stainless Steel Hooks (10pcs.)	SLHK-02
Plug	1510-PW6P
Connector	1610-CW6P
Lens Shield, 1"	C2010840
Lens Shield, 2"	C2010841
T8 LED Lamp, 1"	C9020101

DIMENSIONS



LED Emergency Egress Lighting

FEATURES:

- 90 Minute Standard Egress Lighting
- 6 Hour Extended Capability Egress Lighting
- LED Energy Efficient Lighting Technology
- Durable Indoor / Outdoor Construction
- Lightweight, Impact-Resistant Material
- Flexible Installation: Floor Stand or Hanging
- Non-Conductive Base with Cord Egress
- Impact-Resistant Heavy Duty Rubber Ends
- Cool White LED for Reduced Eye Stress
- Glare-Free Lighting Alternative
- Low Power Utilization / Consumption
- Reduced Maintenance and Support Costs
- Easily "Daisy-Chained" to Cover Large Areas
- 25,000 Hour Life Expectancy



Ericson's LED Emergency Egress Lighting Family delivers exceptional versatility and performance with industry leading capacity, capable of uninterrupted work area and walkway illumination for up to 6 hours after loss of line power.

Ideal for indoor or outdoor use, the rugged construction delivers OSHA-compliant, uninterrupted emergency battery back-up egress lighting, thus ensuring safe evacuation path lighting in the event of an unplanned power outage. The feed-thru option is ideal for use with other lighting solutions, such as the Liner LED Tube Stringlight, allowing the battery back-up light to be safely daisy-chained for broad application space coverage.

Multiple configurations permit a standard platform to be adapted for different applications; users can select battery options ranging from 90 minutes to 6 hours of operation, stand-alone or feed-thru connectivity options, and primary cord lengths ranging from 6 to 50 feet. An option is also available for selecting the LED light without battery operation.

Installation flexibility is achieved through an innovative base design ideal for hanging overhead or employing as a floor stand. Built with impact resistant material and utilizing energy efficient LED technology to ensure years of worry free operation, the cool white LED light is ideal for a wide range of applications including:

- Tunnel Lighting
- Defense / Safety
- Petro / Chemical
- Ship Building / Repair
- Mining
- Power Generation
- Utility Maintenance
- Construction
- Aircraft / Aerospace



LED Emergency Egress Lighting

SELECTION GUIDE

Catalog Number	Description
1239-6-LED	Portable LED Light, 6' w/1510-PW6P
1239-6F-LED	Portable LED Light, 6' feed-thru w/1510-PW6P/1610-CW6P
1239-25-LED	Portable LED Light, 25' w/1510-PW6P
1239-25F-LED	Portable LED Light, 25' feed-thru w/1510-PW6P/1610-CW6P
1239-50-LED	Portable LED Light, 50' w/1510-PW6P
1239-50F-LED	Portable LED Light, 50' feed-thru w/1510-PW6P/1610-CW6P
1239-6-LED-EL	90 Minute Emergency Egress LED Light, 6', w/1510-PW6P
1239-6-LED-EL-ED	6 Hour Emergency Egress LED Light, 6', w/1510-PW6P
1239-6F-LED-EL	90 Minute Emergency Egress LED Light, 6' feed-thru, w/1510-PW6P/1610-CW6P
1239-6F-LED-EL-ED	6 Hour Emergency Egress LED Light, 6', feed-thru w/1510-PW6P/1610-CW6P
1239-25-LED-EL	90 Minute Emergency Egress LED Light, 25', w/1510-PW6P
1239-25-LED-EL-ED	6 Hour Emergency Egress LED Light, 25', w/1510-PW6P
1239-25F-LED-EL	90 Minute Emergency Egress LED Light, 25' feed-thru, w/1510-PW6P/1610-CW6P
1239-25F-LED-EL-ED	6 Hour Emergency Egress LED Light, 25', feed-thru w/1510-PW6P/1610-CW6P
1239-50-LED-EL	90 Minute Emergency Egress LED Light, 50', w/1510-PW6P
1239-50-LED-EL-ED	6 Hour Emergency Egress LED Light, 50', w/1510-PW6P
1239-50F-LED-EL	90 Minute Emergency Egress LED Light, 50' feed-thru, w/1510-PW6P/1610-CW6P
1239-50F-LED-EL-ED	6 Hour Emergency Egress LED Light, 50', feed-thru w/1510-PW6P/1610-CW6P

SPECIFICATIONS

	1239-6-LED-EL	1239-6-LED-EL-ED	1239-6F-LED-EL	1239-6F-LED-EL-ED	1239-25-LED-EL	1239-25-LED-EL-ED	1239-25F-LED-EL	1239-25F-LED-EL-ED	1239-50-LED-EL	1239-50-LED-EL-ED	1239-50F-LED-EL	1239-50F-LED-EL-ED
Electrical Rating	120 V, 60 Hz	120 V, 60 Hz	120 V, 60 Hz	120 V, 60 Hz	120 V, 60 Hz	120 V, 60 Hz	120 V, 60 Hz	120 V, 60 Hz	120 V, 60 Hz	120 V, 60 Hz	120 V, 60 Hz	120 V, 60 Hz
Amperage Draw (A)	85mA (charged), 160mA (Charging)											
Wet Location Rated	Yes	Yes	Yes	Yes	Yes	Yes	Yes	Yes	Yes	Yes	Yes	Yes
Primary Cord	6	6	6	6	25	25	25	25	50	50	50	50
Secondary Cord	None	None	1	1	None	None	1	1	None	None	1	1
Primary Plug	NEMA5-15	NEMA5-15	NEMA5-15	NEMA5-15	NEMA5-15	NEMA5-15	NEMA5-15	NEMA5-15	NEMA5-15	NEMA5-15	NEMA5-15	NEMA5-15
Bulb Type	LED Strip	LED Strip	LED Strip	LED Strip	LED Strip	LED Strip	LED Strip	LED Strip	LED Strip	LED Strip	LED Strip	LED Strip
Cord Type	AWG 16/3 SOOW	AWG 16/3 SOOW	AWG 16/3 SJOOW	AWG 16/3 SJOOW	AWG 16/3 SOOW	AWG 16/3 SOOW	AWG 16/3 SJOOW	AWG 16/3 SJOOW	AWG 16/3 SOOW	AWG 16/3 SOOW	AWG 16/3 SJOOW	AWG 16/3 SJOOW
Initial Lumens	2000	2000	2000	2000	2000	2000	2000	2000	2000	2000	2000	2000
Color Temp.⁴	5600K	5600K	5600K	5600K	5600K	5600K	5600K	5600K	5600K	5600K	5600K	5600K
AvgBulb Life (hrs)	25000	25000	25000	25000	25000	25000	25000	25000	25000	25000	25000	25000



Made in the USA

LED Low-Voltage Spot/Flood Lights



FEATURES:

- LED Flood and Spot Lights
- Rugged LED Technology
- Low-voltage Shock Protection
- Flexible Ergonomic Handle
- Impact-Resistant, High-Temperature Lens
- 50,000 Hour Lamp Life
- Outdoor / Wet Location Use
- Durable, Rugged Construction
- Lightweight, Impact-Resistant Material
- Cool, Glare-Free Light
- Non-Conductive/Corrosive Handle

Ericson's LED Low-voltage Spot and Flood Lights provide uncompromised safety and performance by combining wet location use, OSHA compliance, rugged construction, and energy efficient LED technology in a lightweight package.

Multiple beam angles are combined with cool white LED illumination to reduce eye stress and improve visual acuity, thus greatly enhancing the work space environment. Designed for years of trouble free operation, the long-life LED lights are enclosed within a shatter resistant barrier supported by a rugged, non-conductive, corrosion resistant handle assembly.

Ideal for indoor and outdoor wet location use, the in-line power transformer provides an additional level of safety and electrical shock protection by delivering low voltage at the handle assembly. Additionally, multiple configuration alternatives provide a single lighting solution that can be tailored to specific application requirements.

Applications ideally suited for the LED Low-voltage Handheld Spot and Flood Lights include:

- Food Processing
- Mining
- Aircraft Maintenance / Construction
- Utility Maintenance
- Ship Maintenance / Construction
- Chemical Processing
- Petroleum Processing
- Defense



LED Low-Voltage Spot/Flood Lights

SELECTION GUIDE

Catalog Number	Description
1917LED-12	Handlamp 12V LED 9W Spot
1917LED-12S	Handlamp 12V LED 9W Spot with Switch
1918LED-12	Handlamp 12V LED 9W Flood
1918LED-12S	Handlamp 12V LED 9W Flood with Switch

SPECIFICATIONS


	1917LED-12 / 12S	1918LED-12 / 12S
Electrical Rating	120 V, 60 Hz	120 V, 60 Hz
Amperage Draw (A)	190 mA	190 mA
Wet Location Use	Yes	Yes
Cable Gauge / Type	16/3 SOOW	16/3 SOOW
Bulb Type	LED PAR36	LED PAR36
Degree Angle	15 degrees	60 degrees
Initial Lumens	720	720
Color Rendition ²	90	90
Color Temperature ³	5500K	5500K
Average Bulb Life (hrs)	50,000	50,000
Low Temperature Start	-30 °C	-30 °C

Notes:

1. Consult factory for custom assemblies.
2. Based on a scale from 1 to 100 where 100 represents sunlight. The higher the number the truer the color appears.
3. Sunlight is simulated with a light that is about 5000 K. The higher the number the whiter the light.



LED Heavy Duty Work Lights - 1140 Series



FEATURES:

- cULus Outdoor / Wet Location Listed
- LED Energy Efficient Lighting Technology
- Durable, Rugged Indoor/Outdoor Construction
- Lightweight, Impact Resistant Material
- Flexible Based / Floor or Hanging
- Base Designed for Cord Egress
- Impact Resistant Heavy Duty Rubber Ends
- Cool White LED For Reduced Eye Stress
- Cool, Glare-free Lighting Alternative
- Green / Ecologically Friendly Materials
- Low Power Utilization / Consumption
- Easily "Daisy-chained" to Cover Larger Areas
- 50,000 Hour Life Expectancy

Ericson's 1140 Series of LED Wide Area Lighting Solutions provide uncompromised safety and performance by combining cULus wet location listing, OSHA compliance, rugged construction, and energy efficient LED technology. Ideal for indoor and outdoor use these innovative work lights are lightweight, impact resistant, and designed to deliver years of worry-free operation.

Additionally, the 1140 Series is available in multiple configurations and wattage ratings making these solutions ideal for a wide range of applications including:

- Entertainment Venues
- Task Lighting
- Tent Lighting
- Tunnel Lighting
- Emergency Medical Care
- Defense / Safety
- Utility Maintenance
- Sporting Events

SELECTION GUIDE

Catalog Number	Electrical Ratings	Primary Cord Length (ft)	Secondary Cord Length (ft)	Primary Plug (NEMA)	Secondary Connector (NEMA)	Bulb Type (2X)	Lumens	CRI	Current Draw	Weight (lbs)
1140-4-LED	120V 60Hz	4	N/A	5-15	N/A	20W LED T9	3220	>70	390 mA @120VA	14
1140-4F-LED	120V 60Hz	4	1	5-15	5-15	20W LED T9	3220	>70	390 mA @120VA	14.5
1140-25-LED	120V 60Hz	25	N/A	5-15	N/A	20W LED T9	3220	>70	390 mA @120VA	18
1140-25F-LED	120V 60Hz	25	1	5-15	5-15	20W LED T9	3220	>70	390 mA @120VA	18.5
1140-50-LED	120V 60Hz	50	N/A	5-15	N/A	20W LED T9	3220	>70	390 mA @120VA	20
1140-50F-LED	120V 60Hz	50	1	5-15	5-15	20W LED T9	3220	>70	390 mA @120VA	20.5
1142-25-LED⁽²⁾	120 to 277V* 50/60 Hz	25	N/A	(1)	N/A	20W LED T9	3220	>70	390 mA @120VA	18
1142-25F-LED⁽²⁾	120 to 277V* 50/60 Hz	25	1	(1)	(1)	20W LED T9	3220	>70	390 mA @120VA	18.5



LED Heavy Duty Work Lights - 800 Series



FEATURES:

- cULus Outdoor / Wet Location Listed
- LED Energy Efficient Lighting Technology
- Durable, Rugged Indoor/Outdoor Construction
- Lightweight, Impact Resistant Material
- Rubberized Non-conductive/Corrosive Handle
- Flex Strain Relief at Critical Bending Points
- Extreme Temperature Rated (-20°C to +40°C)
- Cool White LED For Reduced Eye Stress
- Cool, Glare-free Lighting Alternative
- Green / Ecologically Friendly Materials
- Low Power Utilization / Consumption
- Available Sealed Switch Option
- Easily "Daisy-chained" to Cover Larger Areas
- 50,000 Hour Life Expectancy

Ericson's 800 Series of LED Heavy Duty Work Lighting Solutions provide uncompromised safety and performance by combining cULus wet location listing, rugged construction, and energy efficient LED technology. Ideal for indoor and outdoor use these innovative work lights are lightweight, impact resistant, and designed to deliver years of worry free operation.

Cool white LED lighting reduces eye stress and improves visual acuity thus greatly enhancing the work space environment, but also reducing energy costs. The convenient built-in daisy-chain feed thru capability provides the ability to light large areas with a single power drop, up to twelve lights can be daisy-chained together, while the rubberized non-conductive handles ensure safe, reliable operation.

Additionally, the 800 Series is available in multiple configurations and wattage ratings making these solutions ideal for a wide range of applications including:

- Tent Lighting
- Emergency Medical Care
- Utility Maintenance
- Task Lighting
- Defense / Safety
- Sporting Events
- Entertainment Venues
- Tent Lighting
- Tunnel Lighting

SELECTION GUIDE

14W LED	18W LED	22W LED	Description
825-25-LED	832-25-LED	840-25-LED	Portable LED, 25FT Cord
825-50-LED	832-50-LED	840-50-LED	Portable LED, 50FT Cord
825-25S-LED	832-25S-LED	840-25S-LED	Portable LED, 25FT Cord w/Sealed Switch
825-50S-LED	832-50S-LED	840-50S-LED	Portable LED, 50FT Cord w/Sealed Switch
825-4F-LED	832-4F-LED	840-4F-LED	Portable LED, 4FT Feed-Thru Cord
825-25F-LED	832-25F-LED	840-25F-LED	Portable LED, 25FT Feed-Thru Cord
825-50F-LED	832-50F-LED	840-50F-LED	Portable LED, 50FT Feed-Thru Cord
825-25FS-LED	832-25FS-LED	840-25FS-LED	Portable LED, 25FT Feed-Thru Cord w/Sealed Switch
825-50FS-LED	832-50FS-LED	840-50FS-LED	Portable LED, 50FT Feed-Thru Cord w/Sealed Switch



LED Wide Area Lighting - 1000 Series



FEATURES:

- cULus listed
- Outdoor Use, Wet Location
- LED Energy Efficient Lighting Technology
- 50,000 Hour Lamp Life Expectancy
- 3550 Lumens
- 5600K Color Temperature
- Durable, Rugged Construction
- Impact Resistant, High Temperature Lens
- Easily Daisy Chained to Cover Large Areas
- Light Weight Die Cast Aluminum Housing
- Built-in Handle
- Integral Mounting Magnet
- On/Off Switch Option
- NEMA 5-15 Watertight Plug and Connector Option
- Multiple Configuration Alternatives Available

Ericson's 1000 LED Series of Wide Area Work Lights features exceptional state-of-the-art LED lighting performance, light-weight rugged construction, low power consumption and flexible magnetic mounting. Ideal for indoor and outdoor use, these innovative work lights are lightweight and compact, impact resistant and designed to deliver years of worry free operation.

The 1000 Series LED Work Light is ideal for a broad range of temporary lighting applications including:

- Construction
- Food Processing
- Petroleum / Chemical
- Ship Building
- Defense / Safety
- Utility Maintenance

Selection Guide

Catalog Number	Description
1000LED-6	Lamp with 6FT molded cord
1000LED-6S	Lamp with 6FT molded cord with switch
1000LED-6F	Lamp with 6FT cord & 1FT feed-thru PW6P/CW6P
1000LED-6FS	Lamp with 6FT cord & 1FT feed-thru PW6P/CW6P with switch
1000LED-25F	Lamp with 25FT cord & 1FT feed-thru PW6P/CW6P



LED Baylight



FEATURES:

- cULus Listed
- Wet Location Rated
- Immediate Full Intensity Output
- Energy Efficient LED Technology
- Reduced Eye Stress
- Low Power Utilization / Consumption
- Green Environmental Footprint
- Cool, Glare-Free Lighting
- Multiple Beam Angle Alternatives
- Simple Mounting
- 50,000 Hour Lamp Life Expectancy

Ericson's new LED Baylites now bring the power and efficiency of high output LED lighting technology to an application space traditionally dominated by metal halide lamps. LED baylites provide immediate full intensity light output eliminating the warm-up period common with metal halide technology; a tremendous benefit during startup or in the event of power loss.

Significant energy savings not only have an immediate impact on the bottom line, but also provide a lower environmental footprint. Reduced eyes stress and glare provides employees with the optimum environment to safely and efficiently complete tasks without compromise. LED Baylites are ideal for a wide range of applications including:

- Construction
- Ship Building
- Power Generation
- Emergency Power
- Maintenance
- Utility

Catalog Number	Specifications	
1004-LED	Input Voltage (V)	100-277
	Input Wattage (W)	150
	Power Factor (PF)	>0.9
	Lumens (Lm)	15,000 LM
	Efficacy (Lm/W)	100LM/W
	Color Rendering Index (CRI)	>80
	Color Temperature (CCT)	5000K
	Beam Angle (°)	120°



LED 50W Wide Area Work Light - 2000 Series



FEATURES:

- cULus Listed
- Outdoor / Wet location rated
- Cool, safe operation
- Lightweight, portable design
- 120° beam angle, high-power LED
- Shatter resistant lens cover
- Heavy duty die cast aluminum case
- 50,000 hour rated life
- High efficiency operation

Ericson's 2000 Series LED Wide Area Work Light provides uncompromised safety and performance by combining the respected cULus listing with an IP 65 environmental rating, rugged construction and energy efficient LED technology in a convenient, compact design. Ideal for indoor and outdoor use these innovative work lights are lightweight, impact resistant, and designed to deliver years of worry free operation.

Flexible mounting configurations include a heavy duty, multi-light tripod, and bulkhead magnetic base, to tailor the light to meet changing requirements. Additionally, the heavy duty die cast aluminum case, combined with high-strength tempered glass, provides the durability required to meet the needs of the most demanding applications.

The 2000 Series LED Wide Area Work Light is ideal for a wide range of applications including:

- Construction Lighting
- Task Lighting
- Tent Lighting
- Entertainment Venues
- Emergency Medical Care
- Defense / Safety
- Utility Maintenance
- Detailed Repair Work

Selection Guide

Catalog Number	Description
2000FS	Portable LED 50W flood with mounting bracket & floor stand
2000T	Double light head portable LED 50W flood with tripod
2000M	Portable LED 50W panel with magnet mount
T1000	Heavy duty, powder coated tripod



Low Voltage Explosion Proof Stringlight



STRINGLIGHT FEATURES:

- cETLus listed
- Class I & II, Div 1 & 2, groups C & D and F & G, explosion proof
- 12VAC stringlight with Class I Div I Killark style plug
- 8 W, 12 V LED bulbs deliver 500 lumens
- Wet location rated
- Tough molded "T" drop bonds to SEOW cord
- #12/3 SEOW cable with 50 foot lead
- Heavy-duty thick hang tab
- Union style nut holds lamp assembly firmly to "T" drop
- Aluminum anti-spark guard
- Tempered glass globe provides 360° Illumination
- Rubber bumper protects lamps during use
- Snap-on bumper protection accessory
- Multiple stringlight drop configurations available

TRANSFORMER BOX FEATURES:

- cETLus listed
- Class I Div 2, non-incendive
- NEMA 3R polycarbonate enclosure with convenient carry handle
- 120VAC 60Hz to 12VAC step down, rated at 400VA
- Quad secondaries provide 12VAC power to 4 receptacles
- Each receptacle can supply power to 10-drop LED stringlight
- Class I Div 1 rated decontactor-style receptacle
- Enclosure designed for Div 2 use/areas only



Stringlight Selection Guide

Catalog Number ³	Primary Lead Length (ft)	# of Lamps	Bulb Spacing	Bulb Type	Lumen Output	Supply Voltage	Plug
123100LEDXPI-5L-16	50	5	12.5'	8W LED, 12V AC	500	12V AC, 40W	UGP-15232
123100LEDXPI-6L-16	50	6	10'			12V AC, 48W	

Transformer Selection Guide

Catalog Number ^{4,5,6}	Input Power	Input Cable	Input Plug	Output	Number of Receptacles	Receptacle Type	Enclosure Rating
1941-12-C1D2	120V AC, 60Hz	#14/3 SEOW 6' Pigtail	ENP5151	12V AC	4	UGRP-20232F	NEMA 4

NOTES:

1. 12V LED bulb included
2. Ericson uses extra hard usage cord to ensure long life and sized to the electrical load
3. Contact factory for 14 gauge configurations
4. Upstream breaker protection required by customer
5. Ordinary location FRP NEMA 4 construction, certified non-incendive
6. Contact factory for alternative input plug configurations



Explosion Proof Stringlights



FEATURES:

- cETLus listed
- Class I & II Div 1 & 2, Groups C, D, F & G
- Wet location rated
- 5 light (50') and 10 light (100') configurations
- Tough molded "T" drop bonds to SEOW cord
- #12/3 cord SEOW standard
- Heavy-duty thick hang tab
- Union style nut holds lamp assembly firmly to "T" drop
- Aluminum anti-spark guard
- Tempered glass globe provides 360° illumination
- Rubber bumper protects lamps during storage and installation
- Snap-on bumper protects employees from overhead injuries
- Class I, Div 1 style plug & connector available

USE WITH LED, CFL OR INCANDESCENT BULBS



Selection Guide

Catalog Number	Overall Length (ft)	# of Lamps	Lamps Installed	Lamp Center Spacing (ft)	Lead Cord Length (ft)	Plug ¹	Connector ¹
12350LEDXPI-BL	50	5	9W LED ^{1,2}	10	10	blunt	blunt
123100LEDXPI-BL	100	10				blunt	blunt
12350LEDXPI-1	50	5				5-15P (1510-PW6P)	5-15C (1610-CW6P)
123100LEDXPI-1	100	10				5-15P (1510-PW6P)	5-15C (1610-CW6P)
12350XPI-BL	50	5	120V Incandescent ^{1,3}	10	9	blunt	blunt
123100XPI-BL	100	10			9	blunt	blunt
12350XPI-1	50	5			9	5-15P (1510-PW6P)	5-15C (1610-CW6P)
123100XPI-1	100	10			9	5-15P (1510-PW6P)	5-15C (1610-CW6P)
12350XPI-3	50	5			9	L5-20P (2310-PW6P)	L5-20C (2410-CW6P)
123100XPI-3	100	10			9	L5-20P (2310-PW6P)	L5-20C (2410-CW6P)
12345XPI-1-LP	45	3			24	5-15P (1510-PW6P)	5-15C (1610-CW6P)
12365XPI-1-LP	65	5			24	5-15P (1510-PW6P)	5-15C (1610-CW6P)
12350CFLXPI-BL	50	5	120V CFL Edison Base ^{1,4}	10	10	blunt	blunt
123100CFLXPI-BL	100	10			10	blunt	blunt
12350CFLXPI-1	50	5			10	5-15P (1510-PW6P)	5-15C (1610-CW6P)
123100CFLXPI-1	100	10			10	5-15P (1510-PW6P)	5-15C (1610-CW6P)

NOTES:

1. Plug is not explosion proof and is intended to be used outside of the hazardous area - do not connect to live powered circuit
2. 9W LED bulb included
3. 100W 120V incandescent bulb included
4. 23 Watt self-ballasted CFL bulb included
5. Contact factory for custom assemblies

**Class I & II
Div 1 & 2
CERTIFIED**



Explosion Proof Handlamp



2600-LED

FEATURES:

- cETLus listed
- Class I & II Div 1 & 2, Groups C, D, F & G
- Wet location rated
- Lightweight construction
- Non-sparking aluminum guard
- Non-conductive, high-impact glass reinforced handle
- Designed for applications requiring weather resistant or spark resistant construction
- Unique cord restraint seal system includes flex relief to provide superior water resistance
- Accommodates #16/3 to #14/3 types S, SO, ST or STO cords
- High-impact tempered glass globe threads directly into specially designed guard assembly
- Handle construction provides superior strength and high insulation properties
- Resistant to heat up to 300° F and withstands chemicals, acids and chipping
- Heavy-duty aluminum guard features swivel hook
- Temp Rating -20°C to 40°C Ambient (T3C with 100 Watt Incandescent)

USE WITH LED, CFL OR INCANDESCENT BULBS



Selection Guide

Description	2600 LED ^{1, 6}	2600 LED Low Voltage ²	2600 Incandescent ^{3, 6}	2600 Fluorescent ^{4, 6}	2600 Low Voltage ⁵
Handlamp Only	2600-LED	2600-LED-L	2600	2600-CFL	2600-LV
Handlamp with 25' cord	2625-LED	2625-LED-L	2625	2625-CFL	2625-LV
Handlamp with 50' cord	2650-LED	2650-LED-L	2650	2650-CFL	2650-LV
Handlamp with 100' cord	26100-LED	26100-LED-L	26100	26100-CFL	26100-LV
Specifications					
Electrical	120VAC	12VAC	120VAC	120VAC	12VAC
Maximum Wattage	11W	8W	100 W	23 Watt Self Ballast CFL	75W
Cord gauge & types	#14/3 SOOW	#14/3 SOOW	#14/3 SOOW	#14/3 SOOW	#14/3 SOOW
Plug 5-15	1510-PW6P	1510-PW6P	1510-PW6P	1510-PW6P	1510-PW6P

NOTES:

1. 11 Watt LED bulb included
2. 8 Watt LED bulb included
3. 100 Watt bulb included
4. 23 Watt self-ballasted bulb included
5. 12V bulb included
6. Add "-XP" for XP-UPG-15231 Plug Assembly
7. Contact factory for custom assemblies
8. Ericson uses extra hard usage cord to ensure long life and sized to the electrical load

**Class I & II
Div 1 & 2
CERTIFIED**



70-N Vapor-Gard® Handlamps



70-NG25

FEATURES:

- cETLus Listed
- Molded handle impervious to impact and resistant to jobsite chemicals
- Glass globe is heat and impact resistant and threads into handle sealing bulb and socket
- Guard is constructed out of heavy-gauge steel wire and finished with a Zinc-Chromate plating to resist corrosion
- Optional Quik-Latch (part # 703) guard makes bulb changes easy – No tools required
- Cord entry provides strain relief and seals out moisture and dirt
- Wide selection of pre-wired handlamps and component parts
- Prewired models come with #16/3 SOW cord and Ericson's molded sealing plug
- Vapor-Gard® hand lamps are grounded and not available with a switch

USE WITH LED, CFL
OR INCANDESCENT BULBS



Selection Guide

Catalog Number	Cord Length	Cord Type	Plug	Guard Type	Reflector	Vinyl Coated	Voltage
70-NGQL	N/A	N/A	N/A	703	No	No	12-240V
70-NI	N/A	N/A	N/A	704	No	Yes	12-240V
70-NI25	25	#16/3 SOW	Molded-on 5-15P	704	No	Yes	125V
70-NI50	50	#16/3 SOW	Molded-on 5-15P	704	No	Yes	125V
70-NGQL25	25	#16/3 SOW	Molded-on 5-15P	703	No	No	125V
70-NGQL50	50	#16/3 SOW	Molded-on 5-15P	703	No	No	125V
70-NGQL100	100	#16/3 SOW	Molded-on 5-15P	703	No	No	125V
1948-12	50	#14/3 SOW	Molded-on 5-15P	703	No	No	12V
1948-12CF	50	#14/3 SOW	1507-P- Crowsfoot	703	No	No	12V

Notes:

1. Ericson uses extra-hard usage 600V cord to ensure long-lasting performance.
2. Voltage is determined by the bulb used; bulbs not included with "70" series handlamps.
3. 12 Volt incandescent bulb included in "1948" models only.



Temporary Lighting

1000-MH Wide Area Magnet Base Light

- cULus Listed
- 6ft. #14/3 oil-resistant cable with molded-on 5-15 plug
- Heavy-duty magnet-Secure mounting on metal surfaces
- Impact resistant, high-temperature lens
- Great for in-room lighting without the glare
- Metal body with E-Z carry handle



Rear Magnet View

Selection Guide

Catalog Number	Lamp	Watts	Lumens
1000-MH	Metal Halide	70	5500

Commercial Stringlight Selection Guide

Commercial Grade Stringlights



Selection Guide

Construct-O-Lite Commercial Grade Stringlights					
Catalog Number	Length	Wire Type	Guard Type (included)	Primary Plug	Secondary Connector
142100	100 Ft.	14/2 SJT 300V	Plastic Lattice 04201	Molded NEMA 1-15P	blunt
X-142100		14/2 Flat 300V	Plastic Lattice Snap-on	blunt	blunt
122100STW		12/2 STW 600V	Plastic Lattice Snap-on	Molded NEMA 1-15P	blunt
E-Lite Commercial Grade Stringlights*					
Item Number	Length	Wire Type	Guard Type (included)	Primary Plug	Secondary Connector
143100STWY-1L	100 Ft.	14/3 STW 600V	Plastic Lattice 04201	Molded 5-15P	Molded 5-15C
143100STWY-1W			Welded Wire 211	Molded 5-15P	Molded 5-15C
123100STWY-1L		12/3 STW 600V	Plastic Lattice 04201	Molded 5-15P	Molded 5-15C
123100STWY-1W			Welded Wire 211	Molded 5-15P	Molded 5-15C

* 50 ft. available - change 100 to 50



Industrial Stringlight Selection Guide

Industrial Grade Stringlights



USE WITH LED, CFL
OR INCANDESCENT BULBS



Plastic, Coated Metal and Rain Guards Available



Selection Guide

Industrial Grade Stringlights*					
Item Number	Length	Wire Type	Guard Type	Primary Plug	Secondary Connector
143100Y-1	100 Ft.	14/3 SEOW	Order Separately	1510-PW6P (NEMA 5-15P)	1610-CW6P (NEMA 5-15C)
143100Y-2			Order Separately	1520-PW6P (NEMA L5-15P)	1620-CW6P (NEMA L5-15C)
123100Y-1		12/3 SEOW	Order Separately	1510-PW6P (NEMA 5-15P)	1610-CW6P (NEMA 5-15C)
123100Y-2			Order Separately	1520-PW6P (NEMA L5-15P)	1620-CW6P (NEMA L5-15C)
123100Y-3			Order Separately	2310-PW6P (NEMA L5-20P)	2410-CW6P (NEMA L5-20C)

* 50 ft. available - change 100 to 50

Item Number	Description	Listing
SLBLED-60	LED Stringlight Bulb, 60W, 800 Lumens	UL Damp Location

Plugs and Connectors

Ericson's Perma-Kleen Anti-microbial Wiring Devices deliver exceptional protection against anti-microbial growth, even on hidden hard to clean surfaces.


- Inhibits Growth of Bacteria, Molds, Mildews and Fungi
- Anti-microbial Additives Embedded in Polymer
- Resistant to High Pressure Hose-down
- NEMA Type 4, 4X, 6, 6P-And IP67 Protection

PERMAKLEEN™




- Two-screw cable clamp secures wire and provides strain-relief
- Solid brass blades for optimum electrical and mechanical performance
- Withstand high impact, corrosion, oils, greases, solvents and other chemicals across -20 °C to 100 °C
- Internal cord seal keeps out dust, dirt and mud
- Available individually or on factory assembled cord sets
- Flexibility of reverse-cover design creates weather-resistant connections by interchanging covers

PERMALINK®



- Superior water/mud/dust resistance provided by safety compression cord grips and grommets (included)
- Withstand high impact, corrosion, oils, greases, solvents and other chemicals across -20 °C - +65 °C
- Individual wire pockets help prevent flashovers
- Flexibility of reverse-cover design (straight blade devices) creates weather-resistant connections by interchanging covers.

PERMAGRIP™




- Double tongue & groove sealing system provides environmental protection of NEMA Type 4, 4X, 6, 6P & IP67
- Devices resist high-pressure hose down of 1,000psi
- Plug & Connector bodies made with PBT chosen for its high resistance to moisture absorption, high voltage arcing and carbon tracking
- Removable/replaceable self-retained sealing cap provided with connector to keep out contaminants when not in use
- Available with SmartMonitor™ technology

PERMATITE® 2



- Simultaneously monitors cordset and power source
- Constantly monitors:
 - Open hot
 - Open neutral
 - Open ground
 - Hot/neutral reversed
 - Hot/ground reversed

SmartMonitor™



- Wide open "suitcase" style construction makes wiring easy
- Fits 10/3 to 18/3 cord diameters
- Combo screw heads accept all types of tools

Economy Grade

