

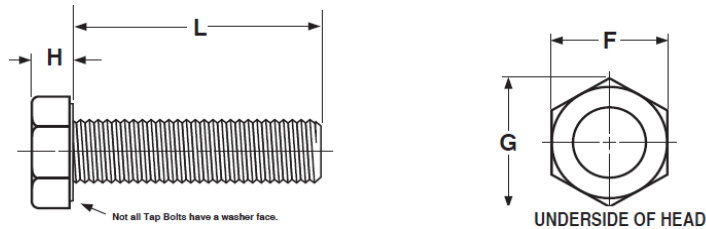


Atlanta, Georgia

Phone 800-521-7326

Fax 770-745-1333

Hex Bolt Silicon Bronze



F
Width

G
Width

H
Head

Peco Catalog#	Basic Diameter	Basic	Across Flats			Across Corners		Basic	Height	
			Min	Max	Min	Max	Min		Max	
See Section Three of Our Catalog	1/4	0.2500	7/16	0.428	0.438	0.488	0.505	5/32	0.150	0.163
	5/16	0.3125	1/2	0.489	0.500	0.557	0.577	13/64	0.195	0.211
	3/8	0.3750	9/16	0.551	0.562	0.628	0.650	15/64	0.226	0.243
	7/16	0.4375	5/8	0.612	0.625	0.698	0.722	9/32	0.272	0.291
	1/2	0.5000	3/4	0.736	0.750	0.840	0.866	5/16	0.302	0.323
	9/16	0.5625	13/16	0.798	0.812	0.910	0.938	23/64	0.348	0.371
	5/8	0.6250	15/16	0.922	0.938	1.051	1.083	25/64	0.378	0.403
	3/4	0.7500	1-1/8	1.100	1.125	1.254	1.299	15/32	0.455	0.483
	7/8	0.8750	1-5/16	1.285	1.312	1.465	1.516	37/64	0.531	0.563
	1	1.0000	1-1/2	1.469	1.500	1.675	1.732	43/64	0.591	0.627
1-1/4	1.2500	1-7/8	1.812	1.875	2.066	2.165	27/32	0.749	0.813	

Dimensions Material Mechanical Requirements Thread Requirements Material Test Reports Product Marking	ASME B18.2.1 Fully Threaded
	Alloy 651, 655, 661 Silicon Bronze
	Wedge Tensile Tested in accordance with ASTM F468 to 50,000 psi min.
	ASME B1.1 UNC & UNF Class 2A Thread Acceptance Per 6.5.1.4 of ASTM F788
	Must be lot traceable, must be dimensional results, Chemical, and Mechanical test results to the specs above.
	Manufacturer ID and Alloy Grade. (651, 655, or 661)

Peco Fasteners specification sheets are a reference guide to help in the selection of fasteners. Peco has made every effort to ensure the accuracy of the information. However, Peco Fasteners is not responsible for any errors that may be contained within these sheets. Peco Fasteners makes no claim of warranty in the accuracy of this information. Users of this information are solely responsible for protecting themselves against liability. It is solely the responsibility of the purchasers and users of these fasteners to consult with Engineers that are experts in an applicable field. Peco Fasteners is not responsible for any loss, claim, or damage due to these specification sheets.

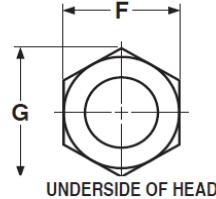
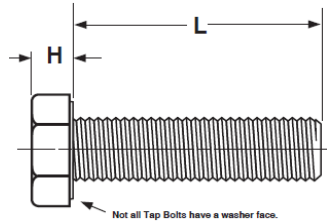


Atlanta, Georgia

Phone 800-521-7326

Fax 770-745-1333

Hex Bolt Silicon Bronze



F
Width

G
Width

H
Head

Peco Catalog#	Basic Diameter	Basic	Across Flats			Across Corners		Basic	Height	
			Min	Max	Min	Max	Min		Max	
See Section Three of Our Catalog	1/4	0.2500	7/16	0.428	0.438	0.488	0.505	5/32	0.150	0.163
	5/16	0.3125	1/2	0.489	0.500	0.557	0.577	13/64	0.195	0.211
	3/8	0.3750	9/16	0.551	0.562	0.628	0.650	15/64	0.226	0.243
	7/16	0.4375	5/8	0.612	0.625	0.698	0.722	9/32	0.272	0.291
	1/2	0.5000	3/4	0.736	0.750	0.840	0.866	5/16	0.302	0.323
	9/16	0.5625	13/16	0.798	0.812	0.910	0.938	23/64	0.348	0.371
	5/8	0.6250	15/16	0.922	0.938	1.051	1.083	25/64	0.378	0.403
	3/4	0.7500	1-1/8	1.100	1.125	1.254	1.299	15/32	0.455	0.483
	7/8	0.8750	1-5/16	1.285	1.312	1.465	1.516	37/64	0.531	0.563
	1	1.0000	1-1/2	1.469	1.500	1.675	1.732	43/64	0.591	0.627
1-1/4	1.2500	1-7/8	1.812	1.875	2.066	2.165	27/32	0.749	0.813	

Dimensions Material Mechanical Requirements Thread Requirements Material Test Reports Product Marking	ASME B18.2.1 Fully Threaded
	Alloy 651, 655, 661 Silicon Bronze
	Wedge Tensile Tested in accordance with ASTM F468 to 50,000 psi min.
	ASME B1.1 UNC & UNF Class 2A Thread Acceptance Per 6.5.1.4 of ASTM F788
	Must be lot traceable, must be dimensional results, Chemical, and Mechanical test results to the specs above.
	Manufacturer ID and Alloy Grade. (651, 655, or 661)

Peco Fasteners specification sheets are a reference guide to help in the selection of fasteners. Peco has made every effort to ensure the accuracy of the information. However, Peco Fasteners is not responsible for any errors that may be contained within these sheets. Peco Fasteners makes no claim of warranty in the accuracy of this information. Users of this information are solely responsible for protecting themselves against liability. It is solely the responsibility of the purchasers and users of these fasteners to consult with Engineers that are experts in an applicable field. Peco Fasteners is not responsible for any loss, claim, or damage due to these specification sheets.