

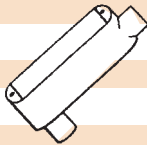
# Conduit Bodies

Threaded and Set Screw Bodies and Kits

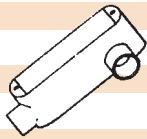


- Die-cast aluminum.
- Smooth, corrosion-resistant electrostatic powder coating.
- Available unassembled (body only) or assembled with matching steel cover and gasket.
- All 2½ - 4" conduit bodies and all SLBs come assembled with steel cover and gasket.
- Kits with aluminum covers also available.
- Cubic capacity and listings clearly marked.
- Ask about our "Great Bodies" promotion.
- UL Listed.

Hub Size	Unassembled (body only)			Assembled (with cover and gasket)			Box Quantity	Carton Quantity
	Threaded	Set Screw	Combination	Threaded	Set Screw	Combination		
<b>LB</b>								
½"	11801	11851	13801	12801	12851	14801	10	50
¾"	11802	11852	13802	12802	12852	14802	10	50
1"	11803	11853	13803	12803	12853	14803	5	25
1¼"	11804	11854	13804	12804	12854	14804	—	2
1½"	11805	11855	13805	12805	12855	14805	—	2
2"	11806	11856	13806	12806	12856	14806	—	1
2½"				12807	12857		—	1
3"				12808	12858		—	1
3½"				12809			—	1
4"				12810			—	1



<b>LL</b>								
½"	11811	11861	13811	12811	12861	14811	10	50
¾"	11812	11862	13812	12812	12862	14812	10	50
1"	11813	11863	13813	12813	12863	14813	5	25
1¼"	11814	11864	13814	12814	12864	14814	—	2
1½"	11815	11865	13815	12815	12865	14815	—	2
2"	11816	11866	13816	12816	12866	14816	—	1
2½"				12817			—	1
3"				12818			—	1
3½"				12819			—	1
4"				12820			—	1



For weights, please see price sheet or call Customer Service.

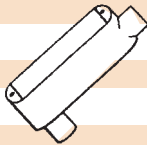
# Conduit Bodies

Threaded and Set Screw Bodies and Kits

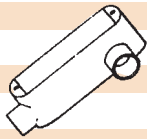


- Die-cast aluminum.
- Smooth, corrosion-resistant electrostatic powder coating.
- Available unassembled (body only) or assembled with matching steel cover and gasket.
- All 2½ - 4" conduit bodies and all SLBs come assembled with steel cover and gasket.
- Kits with aluminum covers also available.
- Cubic capacity and listings clearly marked.
- Ask about our "Great Bodies" promotion.
- UL Listed.

Hub Size	Unassembled (body only)			Assembled (with cover and gasket)			Box Quantity	Carton Quantity
	Threaded	Set Screw	Combination	Threaded	Set Screw	Combination		
<b>LB</b>								
½"	11801	11851	13801	12801	12851	14801	10	50
¾"	11802	11852	13802	12802	12852	14802	10	50
1"	11803	11853	13803	12803	12853	14803	5	25
1¼"	11804	11854	13804	12804	12854	14804	—	2
1½"	11805	11855	13805	12805	12855	14805	—	2
2"	11806	11856	13806	12806	12856	14806	—	1
2½"				12807	12857		—	1
3"				12808	12858		—	1
3½"				12809			—	1
4"				12810			—	1



<b>LL</b>								
½"	11811	11861	13811	12811	12861	14811	10	50
¾"	11812	11862	13812	12812	12862	14812	10	50
1"	11813	11863	13813	12813	12863	14813	5	25
1¼"	11814	11864	13814	12814	12864	14814	—	2
1½"	11815	11865	13815	12815	12865	14815	—	2
2"	11816	11866	13816	12816	12866	14816	—	1
2½"				12817			—	1
3"				12818			—	1
3½"				12819			—	1
4"				12820			—	1



CONDUIT BODIES AND COVERS

For weights, please see price sheet or call Customer Service.