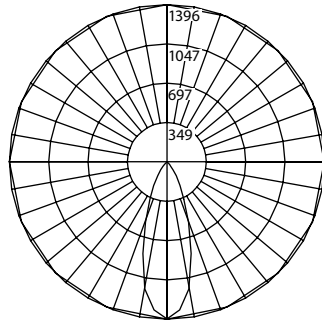


# DLG2 | 2" LED Downlight Gimbal

## Photometric Data

### DLG2 2700K

Input Voltage (VAC)	120V
System Level Power (W)	8.6
Delivered Lumens (Lm)	645
System Efficacy (Lm/W)	75.0
Correlated Color Temp (K)	2625
Color Rendering Index (CRI)	92
Beam Angle	33.4°
Spacing Criteria	0.58



### Intensity Summary (Candle Power)

Angle	Mean CP
0	1396
5	1291
15	775
25	330
35	129
45	44
55	19
65	10
75	4
85	1
90	0

### CCT Data Multiplier

DLG2-10-120-3K	1.051
DLG2-10-120-4K	1.090

### Cone of Light Tabulation

Mounted height (Feet)	Footcandles Beam Center	Diameter (Feet)
4	87.3	2.3
6	38.8	3.2
8	21.8	4.1
10	13.9	5.3
12	9.7	6.2
14	7.1	7.3
16	5.5	8.3

### Zonal Lumen Summary

Zone	Lumens	% of Luminaire
0-30	489	76.1%
0-40	572	89.1%
0-60	626	97.5%
0-90	642	100.0%
90-180	0	0.0%
0-180	642	100.0%

Fixture tested per LM-79-08. Photometric data is of the performance of a representative fixture. Results may vary in the field.

### Performance Data

Model Number	Lumens	Watts	Lumens/Watt
DLG2-10-120-2K	645	8.6	75.0
DLG2-10-120-3K	678	8.6	78.8
DLG2-10-120-4K	703	8.6	81.7

### Recommended Dimmers\*

- Lutron DIVA DVCL-153P
- Lutron MAESTRO MACL-153M
- Lutron DIVA DVELV-300P
- Lutron DIVA DVELV-303P

0-10V Dimming

### Housing Compatibility\*

- 12200A-LED** 2" LED IC/AT NEW CONSTRUCTION HOUSING
- 12201-LED** 2" LED NEW CONSTRUCTION HOUSING
- 12202R-LED** 2" LED REMODEL HOUSING
- 12300A-LED** 2" 120-277V LED IC/AT NEW CONST. HOUSING

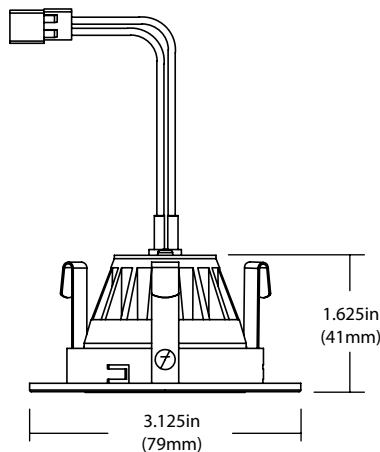
\*Not a complete list. Check compatibility before installation.

## Ordering Information

Series	Version	Voltage	CCT's	Trim	Optics
DLG2	10 (v 1.0)	120 (V)	2K (2700 K)	WH (White)	___ (37° Standard Optic)
			3K (3000 K)	BK (Black)*	NF (30° Narrow Optic)
			4K (4000 K)	NK (Nickel)*	SP (20° Spot Optic)
				OB (Oil-Rubbed Bronze)*	

\*only available as special order. Contact NICOR for more info.

## Dimensions

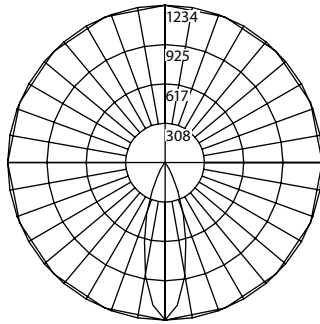


# DLR2 | 2" Recessed LED Downlight

## Photometric Data

### DLR2 2700K

Input Voltage (VAC)	120V
System Level Power (W)	8.7
Delivered Lumens (Lm)	600
System Efficacy (Lm/W)	69.0
Correlated Color Temp (K)	2598
Color Rendering Index (CRI)	92
Beam Angle	33.75°
Spacing Criteria	0.58



### Intensity Summary (Candle Power)

Angle	Mean CP
0	1234
5	1140
15	687
25	281
35	60
45	17
55	12
65	7
75	3
85	0
90	0

### CCT Data Multiplier

DLR2-10-120-3K	1.070
DLR2-10-120-4K	1.095

### Cone of Light Tabulation

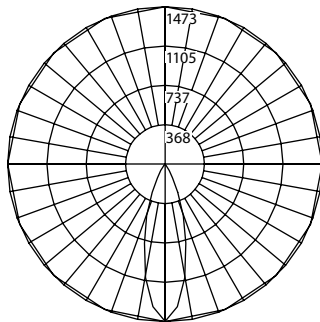
Mounted height (Feet)	Footcandles Beam Center	Diameter (Feet)
4	77.1	2.5
6	34.2	3.6
8	19.3	4.8
10	12.3	5.9
12	8.6	7.1
14	6.3	8.3
16	4.8	9.4

### Zonal Lumen Summary

Zone	Lumens	% of Luminaire
0-30	424	84.4%
0-40	467	93.0%
0-60	492	97.9%
0-90	503	100.0%
90-180	0	0.0%
0-180	503	100.0%

### DLR2 2700K BF

Input Voltage (VAC)	120V
System Level Power (W)	8.7
Delivered Lumens (Lm)	596
System Efficacy (Lm/W)	68.5
Correlated Color Temp (K)	2614
Color Rendering Index (CRI)	92
Beam Angle	33.75°
Spacing Criteria	0.58



### Intensity Summary (Candle Power)

Angle	Mean CP
0	1234
5	1140
15	687
25	281
35	60
45	17
55	12
65	7
75	3
85	0
90	0

### CCT Data Multiplier

DLR2-10-120-3K-BF	1.070
DLR2-10-120-4K-BF	1.095

### Cone of Light Tabulation

Mounted height (Feet)	Footcandles Beam Center	Diameter (Feet)
4	77.1	4.5
6	34.2	7.6
8	19.3	10.8
10	12.3	11.9
12	8.6	13.1
14	6.3	14.3
16	4.8	17.4

### Zonal Lumen Summary

Zone	Lumens	% of Luminaire
0-30	424	84.4%
0-40	467	93.0%
0-60	492	97.9%
0-90	503	100.0%
90-180	0	0.0%
0-180	503	100.0%

Fixture tested per LM-79-08. Photometric data is of the performance of a representative fixture. Results may vary in the field.

### Performance Data

Model Number	Lumens	Watts	Lumens/Watt
DLR2-10-120-2K	600	8.7	69.0
DLR2-10-120-3K	642	8.7	73.8
DLR2-10-120-4K	657	8.7	75.5
DLR2-10-120-2K-BF	596	8.7	68.5
DLR2-10-120-3K-BF	638	8.7	73.3
DLR2-10-120-4K-BF	653	8.7	75.0

### Recommended Dimmers\*

Lutron MAESTRO MACL-153M
Lutron DIVA DVVELV-300P
Lutron DIVA DVVELV-303P
Lutron Skylark SELV-300P
Lutron DIVA DVCL-153P
0-10V Dimming

### Housing Compatibility\*

12200A-LED	2" LED IC/AT NEW CONSTRUCTION HOUSING
12201-LED	2" LED NEW CONSTRUCTION HOUSING
12202R-LED	2" LED REMODEL HOUSING
12300A-LED	2" 120-277V LED IC/AT NEW CONS. HOUSING

\*Not a complete list. Check compatibility before installation.

## Ordering Information

Series	Version	Voltage	CCT's	Trim	Baffle	Optics
DLR2	10 (v 1.0)	120 (V)	2K (2700 K)	WH (White)	Blank (No Baffle)	__ (37° Standard Optic)
			3K (3000 K)	BK (Black)*	BF (Baffle)	NF (30° Narrow Optic)
			4K (4000 K)	NK (Nickel)*		SP (20° Spot Optic)
				OB (Oil-rubbed Bronze)*		

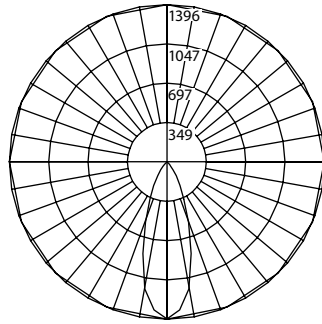
\*only available as special order. Contact NICOR for more info.

# DLG2 | 2" LED Downlight Gimbal

## Photometric Data

### DLG2 2700K

Input Voltage (VAC)	120V
System Level Power (W)	8.6
Delivered Lumens (Lm)	645
System Efficacy (Lm/W)	75.0
Correlated Color Temp (K)	2625
Color Rendering Index (CRI)	92
Beam Angle	33.4°
Spacing Criteria	0.58



### Intensity Summary (Candle Power)

Angle	Mean CP
0	1396
5	1291
15	775
25	330
35	129
45	44
55	19
65	10
75	4
85	1
90	0

### CCT Data Multiplier

DLG2-10-120-3K	1.051
DLG2-10-120-4K	1.090

### Cone of Light Tabulation

Mounted height (Feet)	Footcandles Beam Center	Diameter (Feet)
4	87.3	2.3
6	38.8	3.2
8	21.8	4.1
10	13.9	5.3
12	9.7	6.2
14	7.1	7.3
16	5.5	8.3

### Zonal Lumen Summary

Zone	Lumens	% of Luminaire
0-30	489	76.1%
0-40	572	89.1%
0-60	626	97.5%
0-90	642	100.0%
90-180	0	0.0%
0-180	642	100.0%

Fixture tested per LM-79-08. Photometric data is of the performance of a representative fixture. Results may vary in the field.

### Performance Data

Model Number	Lumens	Watts	Lumens/Watt
DLG2-10-120-2K	645	8.6	75.0
DLG2-10-120-3K	678	8.6	78.8
DLG2-10-120-4K	703	8.6	81.7

### Recommended Dimmers\*

- Lutron DIVA DVCL-153P
- Lutron MAESTRO MACL-153M
- Lutron DIVA DVELV-300P
- Lutron DIVA DVELV-303P

0-10V Dimming

### Housing Compatibility\*

- 12200A-LED** 2" LED IC/AT NEW CONSTRUCTION HOUSING
- 12201-LED** 2" LED NEW CONSTRUCTION HOUSING
- 12202R-LED** 2" LED REMODEL HOUSING
- 12300A-LED** 2" 120-277V LED IC/AT NEW CONST. HOUSING

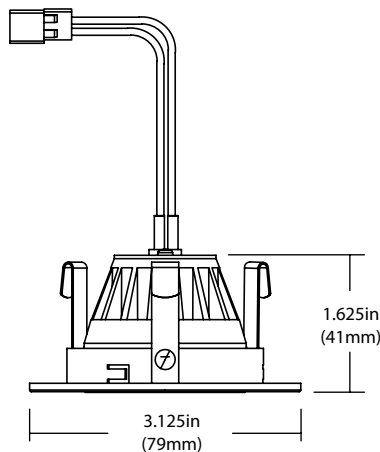
\*Not a complete list. Check compatibility before installation.

## Ordering Information

Series	Version	Voltage	CCT's	Trim	Optics
DLG2	10 (v 1.0)	120 (V)	2K (2700 K)	WH (White)	___ (37° Standard Optic)
			3K (3000 K)	BK (Black)*	NF (30° Narrow Optic)
			4K (4000 K)	NK (Nickel)*	SP (20° Spot Optic)
				OB (Oil-Rubbed Bronze)*	

\*only available as special order. Contact NICOR for more info.

## Dimensions

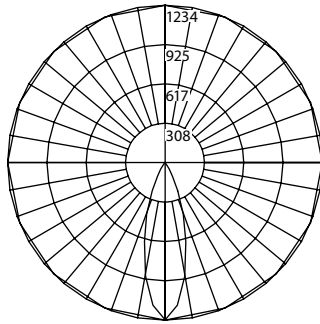


# DLR2 | 2" Recessed LED Downlight

## Photometric Data

### DLR2 2700K

Input Voltage (VAC)	120V
System Level Power (W)	8.7
Delivered Lumens (Lm)	600
System Efficacy (Lm/W)	69.0
Correlated Color Temp (K)	2598
Color Rendering Index (CRI)	92
Beam Angle	33.75°
Spacing Criteria	0.58



### Intensity Summary (Candle Power)

Angle	Mean CP
0	1234
5	1140
15	687
25	281
35	60
45	17
55	12
65	7
75	3
85	0
90	0

### CCT Data Multiplier

DLR2-10-120-3K	1.070
DLR2-10-120-4K	1.095

### Cone of Light Tabulation

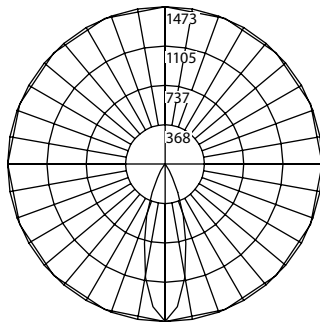
Mounted height (Feet)	Footcandles Beam Center	Diameter (Feet)
4	77.1	2.5
6	34.2	3.6
8	19.3	4.8
10	12.3	5.9
12	8.6	7.1
14	6.3	8.3
16	4.8	9.4

### Zonal Lumen Summary

Zone	Lumens	% of Luminaire
0-30	424	84.4%
0-40	467	93.0%
0-60	492	97.9%
0-90	503	100.0%
90-180	0	0.0%
0-180	503	100.0%

### DLR2 2700K BF

Input Voltage (VAC)	120V
System Level Power (W)	8.7
Delivered Lumens (Lm)	596
System Efficacy (Lm/W)	68.5
Correlated Color Temp (K)	2614
Color Rendering Index (CRI)	92
Beam Angle	33.75°
Spacing Criteria	0.58



### Intensity Summary (Candle Power)

Angle	Mean CP
0	1234
5	1140
15	687
25	281
35	60
45	17
55	12
65	7
75	3
85	0
90	0

### CCT Data Multiplier

DLR2-10-120-3K-BF	1.070
DLR2-10-120-4K-BF	1.095

### Cone of Light Tabulation

Mounted height (Feet)	Footcandles Beam Center	Diameter (Feet)
4	77.1	4.5
6	34.2	7.6
8	19.3	10.8
10	12.3	11.9
12	8.6	13.1
14	6.3	14.3
16	4.8	17.4

### Zonal Lumen Summary

Zone	Lumens	% of Luminaire
0-30	424	84.4%
0-40	467	93.0%
0-60	492	97.9%
0-90	503	100.0%
90-180	0	0.0%
0-180	503	100.0%

Fixture tested per LM-79-08. Photometric data is of the performance of a representative fixture. Results may vary in the field.

### Performance Data

Model Number	Lumens	Watts	Lumens/Watt
DLR2-10-120-2K	600	8.7	69.0
DLR2-10-120-3K	642	8.7	73.8
DLR2-10-120-4K	657	8.7	75.5
DLR2-10-120-2K-BF	596	8.7	68.5
DLR2-10-120-3K-BF	638	8.7	73.3
DLR2-10-120-4K-BF	653	8.7	75.0

### Recommended Dimmers\*

Lutron MAESTRO MACL-153M
Lutron DIVA DVVELV-300P
Lutron DIVA DVVELV-303P
Lutron Skylark SELV-300P
Lutron DIVA DVCL-153P
0-10V Dimming

### Housing Compatibility\*

12200A-LED	2" LED IC/AT NEW CONSTRUCTION HOUSING
12201-LED	2" LED NEW CONSTRUCTION HOUSING
12202R-LED	2" LED REMODEL HOUSING
12300A-LED	2" 120-277V LED IC/AT NEW CONS. HOUSING

\*Not a complete list. Check compatibility before installation.

## Ordering Information

Series	Version	Voltage	CCT's	Trim	Baffle	Optics
DLR2	10 (v 1.0)	120 (V)	2K (2700 K)	WH (White)	Blank (No Baffle)	__ (37° Standard Optic)
			3K (3000 K)	BK (Black)*	BF (Baffle)	NF (30° Narrow Optic)
			4K (4000 K)	NK (Nickel)*		SP (20° Spot Optic)
				OB (Oil-rubbed Bronze)*		

\*only available as special order. Contact NICOR for more info.