

Catalog Number
Notes
Type

## FEATURES & SPECIFICATIONS

**INTENDED USE** — The OLFL provides years of maintenance-free general illumination for residential or commercial outdoor applications such as yards, driveways, patios, loading areas and warehouses.

**CONSTRUCTION** — Dusk-to-dawn photocell automatically turns on at dusk and off at dawn for convenience and energy savings.

Rugged cast-aluminum, corrosion-resistant housing in bronze finish.

Tempered glass lens is fully gasketed to protect LEDs and keep out moisture, dirt and bugs.

120V driver operates at 60 Hz, 0.258 amps, 25 watts.

Rated for outdoor installations, -40°C minimum ambient.

**OPTICS** — High-performance LEDs produce 1900 lumens and maintain 70% of light output at 50,000 hours of service. (LED lifespan based on IESNA LM-80-08 results and calculated per IESNA TM-21-11 methodology.)

Precision optics and reflector for maximum light output.

See Lighting Facts Labels for specific fixture performance.

**INSTALLATION** — Mounts easily to existing junction box on wall or under eave.

Adjustable head allows precise illumination.

**LISTINGS** — UL Listed to US and Canadian safety standards for wet locations. ENERGY STAR® certified product.

**WARRANTY** — 5-year limited warranty. Complete warranty terms located at: [www.acuitybrands.com/CustomerResources/Terms\\_and\\_conditions.aspx](http://www.acuitybrands.com/CustomerResources/Terms_and_conditions.aspx)

**Note:** Actual performance may differ as a result of end-user environment and application.

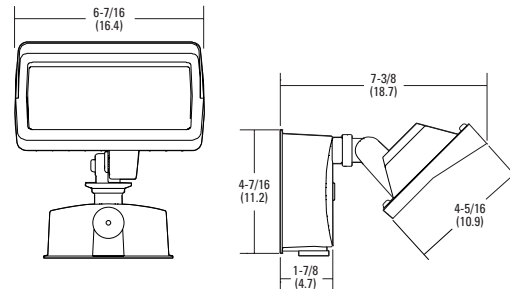
All values are design or typical values, measured under laboratory conditions at 25 °C.

Specifications subject to change without notice.

Outdoor General Purpose

# OLFL

LED FLOODLIGHT



All dimensions are inches (centimeters) unless otherwise indicated.

### ORDERING INFORMATION

All configurations of this product are considered "standard" and have short lead times.

Example: OLFL 14 PE BZ

OLFL Series	14 Model / Color temperature (CCT) <sup>1</sup>	Voltage	PE Control	BZ Finish
OLFL	14 4000K	(blank) 120V	PE Button photocell	BZ Bronze

### Notes

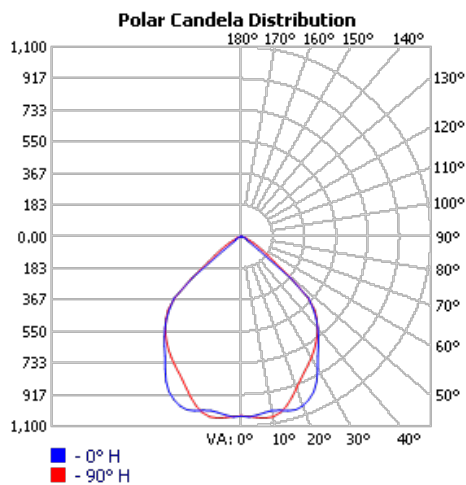
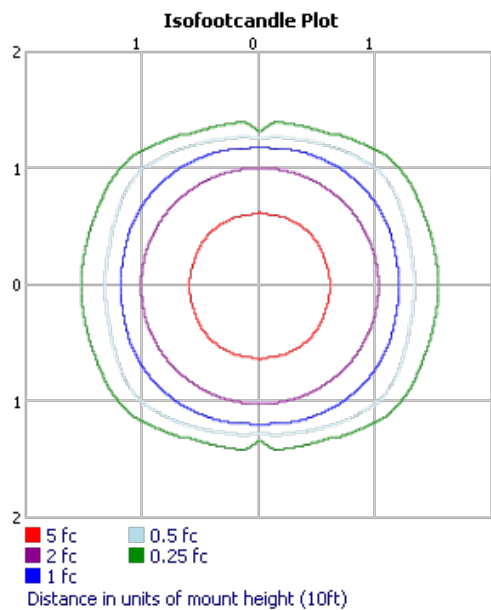
1 Nominal Correlated Color Temperature (CCT) per ANSI C78.377-2008.

# OLFL LED Floodlight

## PHOTOMETRIC DIAGRAMS

To see complete photometric reports or download .ies files for this product, visit the OLFL home page on [www.Lithonia.com](http://www.Lithonia.com). Tested in accordance with IESNA LM 79 and LM 80 standards. Actual wattage may differ by +/- 8% when operating between 120V +/- 10%.

### OLFL 14



Lithonia Lighting

**LED lighting facts**  
A Program of the U.S. DOE

<b>Light Output (Lumens)</b>	<b>1900</b>
<b>Watts</b>	<b>25.4</b>
<b>Lumens per Watt (Efficacy)</b>	<b>74.8</b>

---

**Color Accuracy**  
Color Rendering Index (CRI) **70**

---

**Light Color**  
Correlated Color Temperature (CCT) **4000 (Bright White)**

Warm White    Bright White    Daylight

2700K    3000K    4500K    6500K

All results are according to IESNA LM-79-2008: *Approved Method for the Electrical and Photometric Testing of Solid-State Lighting*. The U.S. Department of Energy (DOE) verifies product test data and results.

Visit [www.lightingfacts.com](http://www.lightingfacts.com) for the **Label Reference Guide**.

Registration Number: NJSM-146V3H (4/27/2016)  
Model Number: OLFL 14 PE XX upgraded 05/2016  
Type: Luminaire - Area/Roadway

Catalog Number
Notes
Type

## FEATURES & SPECIFICATIONS

**INTENDED USE** — The OLFL provides years of maintenance-free general illumination for residential or commercial outdoor applications such as yards, driveways, patios, loading areas and warehouses.

**CONSTRUCTION** — Dusk-to-dawn photocell automatically turns on at dusk and off at dawn for convenience and energy savings.

Rugged cast-aluminum, corrosion-resistant housing in bronze finish.

Tempered glass lens is fully gasketed to protect LEDs and keep out moisture, dirt and bugs.

120V driver operates at 60 Hz, 0.258 amps, 25 watts.

Rated for outdoor installations, -40°C minimum ambient.

**OPTICS** — High-performance LEDs produce 1900 lumens and maintain 70% of light output at 50,000 hours of service. (LED lifespan based on IESNA LM-80-08 results and calculated per IESNA TM-21-11 methodology.)

Precision optics and reflector for maximum light output.

See Lighting Facts Labels for specific fixture performance.

**INSTALLATION** — Mounts easily to existing junction box on wall or under eave.

Adjustable head allows precise illumination.

**LISTINGS** — UL Listed to US and Canadian safety standards for wet locations. ENERGY STAR® certified product.

**WARRANTY** — 5-year limited warranty. Complete warranty terms located at: [www.acuitybrands.com/CustomerResources/Terms\\_and\\_conditions.aspx](http://www.acuitybrands.com/CustomerResources/Terms_and_conditions.aspx)

**Note:** Actual performance may differ as a result of end-user environment and application.

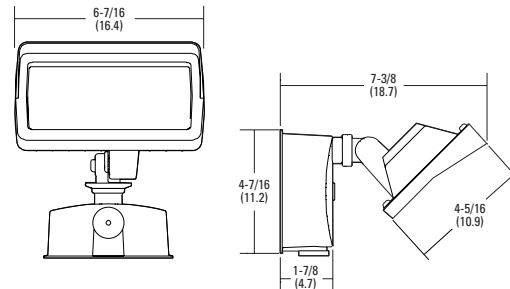
All values are design or typical values, measured under laboratory conditions at 25 °C.

Specifications subject to change without notice.

Outdoor General Purpose

# OLFL

LED FLOODLIGHT



All dimensions are inches (centimeters) unless otherwise indicated.

### ORDERING INFORMATION

All configurations of this product are considered "standard" and have short lead times.

Example: OLFL 14 PE BZ

OLFL Series	14 Model / Color temperature (CCT) <sup>1</sup>	Voltage	PE Control	BZ Finish
OLFL	14 4000K	(blank) 120V	PE Button photocell	BZ Bronze

### Notes

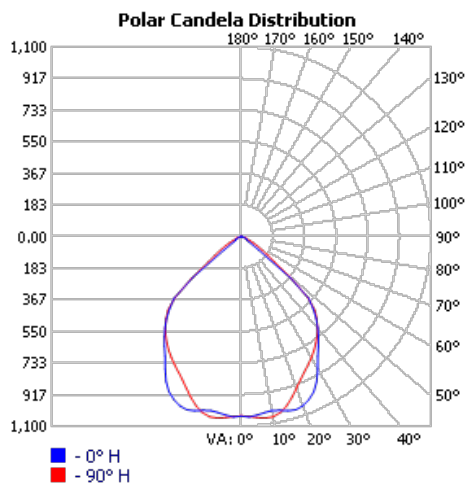
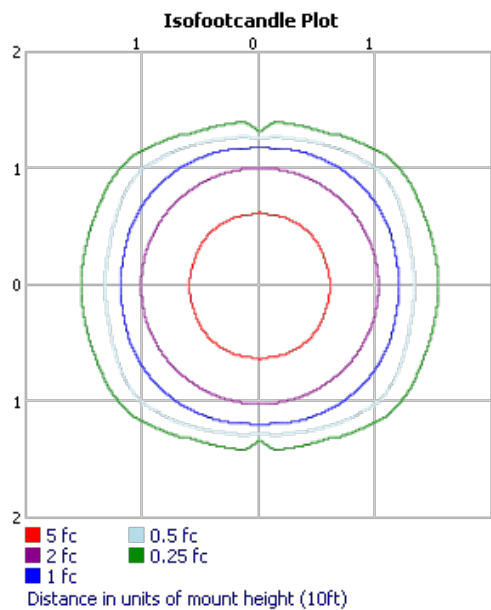
1 Nominal Correlated Color Temperature (CCT) per ANSI C78.377-2008.

# OLFL LED Floodlight

## PHOTOMETRIC DIAGRAMS

To see complete photometric reports or download .ies files for this product, visit the OLFL home page on [www.Lithonia.com](http://www.Lithonia.com). Tested in accordance with IESNA LM 79 and LM 80 standards. Actual wattage may differ by +/- 8% when operating between 120V +/- 10%.

### OLFL 14



Lithonia Lighting

**LED lighting facts**  
A Program of the U.S. DOE

<b>Light Output (Lumens)</b>	<b>1900</b>
<b>Watts</b>	<b>25.4</b>
<b>Lumens per Watt (Efficacy)</b>	<b>74.8</b>

<b>Color Accuracy</b> Color Rendering Index (CRI)	<b>70</b>
--	-----------

**Light Color**  
Correlated Color Temperature (CCT) **4000 (Bright White)**

Warm White    Bright White    Daylight

2700K    3000K    4500K    6500K

All results are according to IESNA LM-79-2008: Approved Method for the Electrical and Photometric Testing of Solid-State Lighting. The U.S. Department of Energy (DOE) verifies product test data and results.

Visit [www.lightingfacts.com](http://www.lightingfacts.com) for the Label Reference Guide.

Registration Number: NJSM-146V3H (4/27/2016)  
Model Number: OLFL 14 PE XX upgraded 05/2016  
Type: Luminaire - Area/Roadway