

100 Series Terminal Blocks - Miniature (High Density)

These miniature terminal blocks fit on a much smaller channel to save valuable panel space or can be surface mounted directly to the panel. Miniature blocks accept wire as large as 12 AWG.

- No wire crimping required – clamp contacts hold wire from 30 AWG to 12 AWG better than crimp-on terminals
- Saves installation time and cost – tubular clamp contacts supplied with captive screws backed out
- Nylon housing for rugged applications
- Positive stop prevents wire from being inserted too far and prevents screw from being tightened on insulation; easy access contact provides safe, reliable and cost-effective connection
- Quick installation and change – additional sections may be added or removed without removing channel mounting screw
- Matte-finish area for marking directly on block



Catalog Number - 100 Series	125	115	End Section	
			130	120
Mounting Style	Direct Mount (Flat Base)	Channel Mount (Dovetail Base)	Direct Mount (Flat Base)	Channel Mount (Dovetail Base)

WIRE RANGE: Solid or Stranded

Tubular Clamp

1 to #12 AWG, 1 to #14 AWG, 1 to 3 #16 AWG, 1 to 5 #18 AWG, 1 to 6 #20 AWG, 1 to 7 #22 AWG

Housing Material	Nylon
Maximum Service Temperature	125°C (257°F)
Flammability	UL94V2
Wire Strip Length (in.)	5/16
Torque (in.-lbs.)	6-9
UL Rating	28A @ 300V
Wire Range (AWG) Solid & Stranded	30-12
Pitch (in.)	0.25
Terminals per foot	48

900 Series Terminal Blocks - MEDIUM Duty

This family of polyester blocks is ideal for high temperature applications. The rugged material withstands temperatures up to 302°F (150°C)

- Three contact styles cover broad wire range – accept single wire or combinations from 22 AWG to 8 AWG solid or stranded
- Rated at 15A to 50A per circuit
- Flat base models mount directly to surfaces; dovetail base models mount on standard channel
- Only one end section needed per block assembly
- Readily identifiable circuits - write directly on matte surface of block
- Sections snap-fit with Heavy Duty, Intermediate Heavy Duty and Fuse blocks



Catalog Number	921	0921	924	0924	925	0925	930	0930
Mounting Style	Direct Mount (Flat Base)	Channel Mount (Dovetail Base)	Direct Mount (Flat Base)	Channel Mount (Dovetail Base)	Direct Mount (Flat Base)	Channel Mount (Dovetail Base)	End Section (Direct Mount)	End Section (Channel Mount)
Ampacity	15A		50A		30A		—	—
Contact Type	Strap Screw		Tubular Screw		Tubular Clamp		—	—
Screw Type	6-32 Combo Head		10-32 Combo Head		10-32 Combo Head		—	—
Screw Torque	12 in.-lbs.		8 in.-lbs.		8 in.-lbs.		—	—
Wire Range (AWG)	#14 to #22		#8 to #22		#10 to #22		—	—

Specifications

Center-to-Center Spacing: .375 in.

Voltage Rating: 600 Volt max., Current: 50 Amp max.

WIRE RANGE: Solid or Stranded

Strap Screw – 1 #22 to 1 #14 AWG

Tubular Screw – 1 #8 AWG, 1 #10 AWG, 1 to 3 #12 AWG, 1 to 4 #14 AWG, 1 to 4 #16 AWG, 1 to 5 #18 AWG, 1 to 10 #22 AWG

Tubular Clamp – 1 #10 AWG, 1 or 2 #12 AWG, 1 to 3 #14 AWG, 1 to 4 #16 AWG, 1 to 5 #18 AWG, 1 to 10 #22 AWG

Housing Material	Polyester (gray)
Contact Material	Copper Alloy, Zinc Plated
Screw Material	Steel, Zinc Plated
Maximum Service Temperature	150°C (302°F)
Flammability	UL94V-0 Rated

200 Series Terminal Blocks

- Three contact styles conservatively rated to 35A to 85A
- Only one end section needed per block assembly
- Readily identifiable circuits – mark directly on painted marking surface or use removable marking strip

Nylon Heavy Duty

This compact design, heavy-duty line accepts single wire or combinations up to 4 AWG, solid or stranded; 600V



- 138 circuits per 6 foot length
- Two-way flat-base models surface mount directly to the panel or snap-on miniature channel; dovetail base models mount on standard channel
- Sections snap-fit with Phenolic Heavy Duty, Intermediate Heavy Duty and Fuse blocks

Specifications

Center-to-Center Spacing: .50 in. CL: 24 circuits per foot.

WIRE RANGE: Solid or Stranded

Strap Screw – 1 #22 to 1 #10 AWG

Tubular Screw – 1 #4 AWG, 1 #6 AWG, 1 or 2 #8 AWG, 1 to 4 #10 AWG, 1 to 5 #12 AWG, 1 to 6 #14 AWG, 1 to 6 #16 AWG, 1 to 8 #18 AWG

Tubular Clamp – 1 #6 AWG, 1 or 2 #8 AWG, 1 to 3 #10 AWG, 1 to 4 #12 AWG, 1 to 4 #14 AWG, 1 to 6 #16 AWG, 1 to 8 #18 AWG

Voltage Rating: Blocks meet 600V creepage and clearance requirements of NEMA, UL and CSA for general industrial control equipment and panelboards. Withstands voltages greatly in excess of IEEE switchgear standards for 750V.

Phenolic Heavy Duty

Phenolic heavy duty blocks are ideal for high temperature, high current applications.



- Sturdy block accepts single wire or combinations up to 4 AWG solid or stranded
- 122 circuits per 6 foot length
- Sections snap-fit with Nylon Heavy Duty, Intermediate Heavy Duty and Fuse Blocks

Specifications

Center-to-Center Spacing: .56 in. CL: 20 circuits per foot.

WIRE RANGE: Solid or Stranded

Strap Screw – 1 #18 to 1 #8 AWG

Tubular Screw – 1 #4 AWG, 1 #6 AWG, 1 or 2 #8 AWG, 1 to 4 #10 AWG, 1 to 5 #12 AWG, 1 to 6 #14 AWG, 1 or 6 #16 AWG, 1 to 8 #18 AWG

Tubular Clamp – 1 #6 AWG, 1 or 2 #8 AWG, 1 to 3 #10 AWG, 1 to 4 #12 AWG, 1 to 4 #14 AWG, 1 to 6 #16 AWG, 1 to 8 #18 AWG



Catalog Number	Mounting Style	Ampacity	Contact Type	Screw Type	Wire Range (AWG)	Wire Strip Length	Material	
241	Unpainted	35A	Strap Screw	10-32 Slotted Binding Head	#22 to #10	—	Nylon	
0241	Painted							Channel Mount (Dovetail Base)
242	Unpainted	85A	Tubular Screw	1/4-28 Slotted Headless	#18 to #4	1/2 in.		
0242	Painted							Channel Mount (Dovetail Base)
243	Unpainted	65A	Tubular Clamp	1/4-28 Slotted Headless	#18 to #6	1/2 in.		
0243	Painted							Channel Mount (Dovetail Base)
250	—	—	—	—	—	—		
0250	—	—	—	—	—	—		
221	Painted	35A	Strap Screw	10-32 Slotted Binding Head	#22 to #10	—		Phenolic
0221	Painted							
222	Painted	85A	Tubular Screw	1/4-28 Slotted Headless	#18 to #4	1/2 in.		
0222	Painted						Channel Mount (Dovetail Base)	
223	Painted	65A	Tubular Clamp	1/4-28 Slotted Headless	#18 to #6	1/2 in.		
0223	Painted						Channel Mount (Dovetail Base)	
230	—	—	—	—	—	—		
0230	—	—	—	—	—	—		

	Nylon Heavy Duty	Phenolic Heavy Duty
Housing Material	Nylon, Type 6/6 unfilled	Phenolic, Filled, Flame retardant
Contact Material	Copper / Copper Alloy	Copper / Copper Alloy
Screw Material	Steel Plated	Steel Plated
Maximum Service Temperature	125°C (257°F)	150°C (302°F)
Breakdown Voltage AC, 60 Hz	7000V	7000V
Dielectric Strength (RH40% at sea level)	470-385 V/mil thickness (per ASTM D149)	300V/mil thickness (per ASTM D149)
UL High Voltage Arc Testing (in./min.)	0.1 - .35	.49 - .59
Water Absorption (24 hrs. % weight gain)	1.5%	45% (per ASTM D570)
Flammability	94V-2 (per UL94)	94V-1 (per UL94)
Chemical Resistance	Resistant to aromatic hydrocarbons, strong alkalis	Resistant to acids, alkalis, aliphatic hydrocarbons and ketones (per ASTM D5343)
Radiation Resistance (ergs g⁻¹ C)	8 X 10 ⁷	2 X 10 ⁸ min.

Insulated Tools



35-9038 30-9429 35-9430 30-9430 35-9052 35-9029 45-9120


Description	Cat. No.
Premium T [®] -Stripper Wire Stripper	45-9120
8 in. Diagonal Cutting Pliers w/angled head	35-9029
9-1/2 in. High-Leverage Cable Cutter	35-9052
9-1/4 in. Side Cutting Linesman Pliers	30-9430
10 in. Tongue and Groove Pliers	35-9430
9-3/4 in. Multi-Crimp Tool	30-9429
8-1/2 in. Long-Nose Pliers	35-9038

Insulated Screwdrivers



Description	Cat. No.
9-Piece Insulated Screwdriver Kit	35-9103
Kit 35-9103 Includes:	Cat. No.
Phillips #1 x 3-3/16 in. Insulated Screwdriver	35-9193
Phillips #2 x 4 in. Insulated Screwdriver	35-9194
Phillips #3 x 6 in. Insulated Screwdriver	35-9196
Square SQ #0 1/4 in. x 4 in. Insulated Screwdriver	35-9690
Slotted 1/4 in. x 4 in. Insulated Screwdriver	35-9150
Slotted 7/32 in. x 5 in. Insulated Screwdriver	35-9147
Slotted 1/4 in. x 6 in. Insulated Screwdriver	35-9151
Slotted 5/16 in. x 7 in. Insulated Screwdriver	35-9166
Slotted 3/8 in. x 8 in. Insulated Screwdriver	35-9168

Insulated Nutdrivers




Description	Cat. No.
7-Piece Insulated Nutdriver Kit	35-9104
Kit 35-9104 Includes:	Cat. No.
3/16 in. x 5 in. Insulated Nutdriver	35-9290
1/4 in. x 5 in. Insulated Nutdriver	35-9291
5/16 in. x 5 in. Insulated Nutdriver	35-9292
3/8 in. x 5 in. Insulated Nutdriver	35-9294
7/16 in. x 5 in. Insulated Nutdriver	35-9295
1/2 in. x 5 in. Insulated Nutdriver	35-9296
9/16 in. x 5 in. Insulated Nutdriver	35-9297



Insulated Knife

Description	Cat. No.
Insulated Electrician's Skinning Knife	35-9340




Cases



Description	Cat. No.
Soft Zipper Case for Basic Kit (35-9100 & 35-9108)	35-9350
Soft Zipper Case for Standard Kit (35-9101)	35-9351
Soft Zipper Case for Journeyman Kit (35-9102)	35-9352
Hard Case for Screwdriver Kit (35-9103) & Nutdriver Kit (35-9104)	35-9353

Thermocouple

- Measures up to 1500° F (816° C)
- K-type thermocouple plugs into digital multimeter voltage jacks with 61-465 adapter



Description	Cat. No.
Beaded K-type Thermocouple	61-461
Thermocouple Adapter	61-465

Carrying Cases



Description	Cat. No.
Leather Carrying Case - for use with 61-065, 61-076, 61-085, 61-086	61-010
Small Nylon Carrying Case w/four pockets	61-445
Nylon Carrying Case - for use with all Vol-Con® and Vol-Test® Voltage Testers	C-90
Nylon Carrying Case - for use with Digital Multimeters	C-290

Carrying Case Selection Guide

	VOLTAGE TESTERS																														
	61-059	61-065	61-076	61-085	61-086	61-090	61-092	61-096	61-164	61-165	61-310	61-312	61-340	61-342	61-361	61-484	61-486	61-497	61-498	61-610	61-614	61-702	61-704	61-744	61-746	61-763	61-765	61-773	61-775	61-830	
61-179 Nylon Carrying Case									•	•																					•
C-50 Nylon Carrying Case	•																														
C-90 Nylon Carrying Case		•	•	•	•	•	•	•																•	•						
C-230 Nylon Carrying Case																		•	•												
C-290 Nylon Carrying Case											•	•	•	•	•	•	•	•	•	•	•										
C-700 Nylon Carrying Case																						•	•								
C-760 Nylon Carrying Case																										•	•				
C-770 Nylon Carrying Case																													•	•	

100 Series Terminal Blocks - Miniature (High Density)

These miniature terminal blocks fit on a much smaller channel to save valuable panel space or can be surface mounted directly to the panel. Miniature blocks accept wire as large as 12 AWG.

- No wire crimping required – clamp contacts hold wire from 30 AWG to 12 AWG better than crimp-on terminals
- Saves installation time and cost – tubular clamp contacts supplied with captive screws backed out
- Nylon housing for rugged applications
- Positive stop prevents wire from being inserted too far and prevents screw from being tightened on insulation; easy access contact provides safe, reliable and cost-effective connection
- Quick installation and change – additional sections may be added or removed without removing channel mounting screw
- Matte-finish area for marking directly on block



Catalog Number - 100 Series	125	115	End Section	
			130	120
Mounting Style	Direct Mount (Flat Base)	Channel Mount (Dovetail Base)	Direct Mount (Flat Base)	Channel Mount (Dovetail Base)

WIRE RANGE: Solid or Stranded

Tubular Clamp

1 to #12 AWG, 1 to #14 AWG, 1 to 3 #16 AWG, 1 to 5 #18 AWG, 1 to 6 #20 AWG, 1 to 7 #22 AWG

Housing Material	Nylon
Maximum Service Temperature	125°C (257°F)
Flammability	UL94V2
Wire Strip Length (in.)	5/16
Torque (in.-lbs.)	6-9
UL Rating	28A @ 300V
Wire Range (AWG) Solid & Stranded	30-12
Pitch (in.)	0.25
Terminals per foot	48

900 Series Terminal Blocks - MEDIUM Duty

This family of polyester blocks is ideal for high temperature applications. The rugged material withstands temperatures up to 302°F (150°C)

- Three contact styles cover broad wire range – accept single wire or combinations from 22 AWG to 8 AWG solid or stranded
- Rated at 15A to 50A per circuit
- Flat base models mount directly to surfaces; dovetail base models mount on standard channel
- Only one end section needed per block assembly
- Readily identifiable circuits - write directly on matte surface of block
- Sections snap-fit with Heavy Duty, Intermediate Heavy Duty and Fuse blocks



Catalog Number	921	0921	924	0924	925	0925	930	0930
Mounting Style	Direct Mount (Flat Base)	Channel Mount (Dovetail Base)	Direct Mount (Flat Base)	Channel Mount (Dovetail Base)	Direct Mount (Flat Base)	Channel Mount (Dovetail Base)	End Section (Direct Mount)	End Section (Channel Mount)
Ampacity	15A		50A		30A		—	—
Contact Type	Strap Screw		Tubular Screw		Tubular Clamp		—	—
Screw Type	6-32 Combo Head		10-32 Combo Head		10-32 Combo Head		—	—
Screw Torque	12 in.-lbs.		8 in.-lbs.		8 in.-lbs.		—	—
Wire Range (AWG)	#14 to #22		#8 to #22		#10 to #22		—	—

Specifications

Center-to-Center Spacing: .375 in.

Voltage Rating: 600 Volt max., Current: 50 Amp max.

WIRE RANGE: Solid or Stranded

Strap Screw – 1 #22 to 1 #14 AWG

Tubular Screw – 1 #8 AWG, 1 #10 AWG, 1 to 3 #12 AWG, 1 to 4 #14 AWG, 1 to 4 #16 AWG, 1 to 5 #18 AWG, 1 to 10 #22 AWG

Tubular Clamp – 1 #10 AWG, 1 or 2 #12 AWG, 1 to 3 #14 AWG, 1 to 4 #16 AWG, 1 to 5 #18 AWG, 1 to 10 #22 AWG

Housing Material	Polyester (gray)
Contact Material	Copper Alloy, Zinc Plated
Screw Material	Steel, Zinc Plated
Maximum Service Temperature	150°C (302°F)
Flammability	UL94V-0 Rated

200 Series Terminal Blocks

- Three contact styles conservatively rated to 35A to 85A
- Only one end section needed per block assembly
- Readily identifiable circuits – mark directly on painted marking surface or use removable marking strip

Nylon Heavy Duty

This compact design, heavy-duty line accepts single wire or combinations up to 4 AWG, solid or stranded; 600V



- 138 circuits per 6 foot length
- Two-way flat-base models surface mount directly to the panel or snap-on miniature channel; dovetail base models mount on standard channel
- Sections snap-fit with Phenolic Heavy Duty, Intermediate Heavy Duty and Fuse blocks

Specifications

Center-to-Center Spacing: .50 in. CL: 24 circuits per foot.

WIRE RANGE: Solid or Stranded

Strap Screw – 1 #22 to 1 #10 AWG

Tubular Screw – 1 #4 AWG, 1 #6 AWG, 1 or 2 #8 AWG, 1 to 4 #10 AWG, 1 to 5 #12 AWG, 1 to 6 #14 AWG, 1 to 6 #16 AWG, 1 to 8 #18 AWG

Tubular Clamp – 1 #6 AWG, 1 or 2 #8 AWG, 1 to 3 #10 AWG, 1 to 4 #12 AWG, 1 to 4 #14 AWG, 1 to 6 #16 AWG, 1 to 8 #18 AWG

Voltage Rating: Blocks meet 600V creepage and clearance requirements of NEMA, UL and CSA for general industrial control equipment and panelboards. Withstands voltages greatly in excess of IEEE switchgear standards for 750V.

Phenolic Heavy Duty

Phenolic heavy duty blocks are ideal for high temperature, high current applications.



- Sturdy block accepts single wire or combinations up to 4 AWG solid or stranded
- 122 circuits per 6 foot length
- Sections snap-fit with Nylon Heavy Duty, Intermediate Heavy Duty and Fuse Blocks

Specifications

Center-to-Center Spacing: .56 in. CL: 20 circuits per foot.

WIRE RANGE: Solid or Stranded

Strap Screw – 1 #18 to 1 #8 AWG

Tubular Screw – 1 #4 AWG, 1 #6 AWG, 1 or 2 #8 AWG, 1 to 4 #10 AWG, 1 to 5 #12 AWG, 1 to 6 #14 AWG, 1 or 6 #16 AWG, 1 to 8 #18 AWG

Tubular Clamp – 1 #6 AWG, 1 or 2 #8 AWG, 1 to 3 #10 AWG, 1 to 4 #12 AWG, 1 to 4 #14 AWG, 1 to 6 #16 AWG, 1 to 8 #18 AWG



Catalog Number	Mounting Style	Ampacity	Contact Type	Screw Type	Wire Range (AWG)	Wire Strip Length	Material	
241	Unpainted	35A	Strap Screw	10-32 Slotted Binding Head	#22 to #10	—	Nylon	
0241	Painted							Channel Mount (Dovetail Base)
242	Unpainted	85A	Tubular Screw	1/4-28 Slotted Headless	#18 to #4	1/2 in.		
0242	Painted							Channel Mount (Dovetail Base)
243	Unpainted	65A	Tubular Clamp	1/4-28 Slotted Headless	#18 to #6	1/2 in.		
0243	Painted							Channel Mount (Dovetail Base)
250	—	—	—	—	—	—		
0250	—	—	—	—	—	—		
221	Painted	35A	Strap Screw	10-32 Slotted Binding Head	#22 to #10	—		Phenolic
0221	Painted							
222	Painted	85A	Tubular Screw	1/4-28 Slotted Headless	#18 to #4	1/2 in.		
0222	Painted						Channel Mount (Dovetail Base)	
223	Painted	65A	Tubular Clamp	1/4-28 Slotted Headless	#18 to #6	1/2 in.		
0223	Painted						Channel Mount (Dovetail Base)	
230	—	—	—	—	—	—		
0230	—	—	—	—	—	—		

	Nylon Heavy Duty	Phenolic Heavy Duty
Housing Material	Nylon, Type 6/6 unfilled	Phenolic, Filled, Flame retardant
Contact Material	Copper / Copper Alloy	Copper / Copper Alloy
Screw Material	Steel Plated	Steel Plated
Maximum Service Temperature	125°C (257°F)	150°C (302°F)
Breakdown Voltage AC, 60 Hz	7000V	7000V
Dielectric Strength (RH40% at sea level)	470-385 V/mil thickness (per ASTM D149)	300V/mil thickness (per ASTM D149)
UL High Voltage Arc Testing (in./min.)	0.1 - .35	.49 - .59
Water Absorption (24 hrs. % weight gain)	1.5%	45% (per ASTM D570)
Flammability	94V-2 (per UL94)	94V-1 (per UL94)
Chemical Resistance	Resistant to aromatic hydrocarbons, strong alkalis	Resistant to acids, alkalis, aliphatic hydrocarbons and ketones (per ASTM D5343)
Radiation Resistance (ergs g⁻¹ C)	8 X 10 ⁷	2 X 10 ⁸ min.

Insulated Tools



35-9038 30-9429 35-9430 30-9430 35-9052 35-9029 45-9120

Description	Cat. No.
Premium T [®] -Stripper Wire Stripper	45-9120
8 in. Diagonal Cutting Pliers w/angled head	35-9029
9-1/2 in. High-Leverage Cable Cutter	35-9052
9-1/4 in. Side Cutting Linesman Pliers	30-9430
10 in. Tongue and Groove Pliers	35-9430
9-3/4 in. Multi-Crimp Tool	30-9429
8-1/2 in. Long-Nose Pliers	35-9038

Insulated Screwdrivers



Description	Cat. No.
9-Piece Insulated Screwdriver Kit	35-9103
Kit 35-9103 Includes:	Cat. No.
Phillips #1 x 3-3/16 in. Insulated Screwdriver	35-9193
Phillips #2 x 4 in. Insulated Screwdriver	35-9194
Phillips #3 x 6 in. Insulated Screwdriver	35-9196
Square SQ #0 1/4 in. x 4 in. Insulated Screwdriver	35-9690
Slotted 1/4 in. x 4 in. Insulated Screwdriver	35-9150
Slotted 7/32 in. x 5 in. Insulated Screwdriver	35-9147
Slotted 1/4 in. x 6 in. Insulated Screwdriver	35-9151
Slotted 5/16 in. x 7 in. Insulated Screwdriver	35-9166
Slotted 3/8 in. x 8 in. Insulated Screwdriver	35-9168

Insulated Nutdrivers




Description	Cat. No.
7-Piece Insulated Nutdriver Kit	35-9104
Kit 35-9104 Includes:	Cat. No.
3/16 in. x 5 in. Insulated Nutdriver	35-9290
1/4 in. x 5 in. Insulated Nutdriver	35-9291
5/16 in. x 5 in. Insulated Nutdriver	35-9292
3/8 in. x 5 in. Insulated Nutdriver	35-9294
7/16 in. x 5 in. Insulated Nutdriver	35-9295
1/2 in. x 5 in. Insulated Nutdriver	35-9296
9/16 in. x 5 in. Insulated Nutdriver	35-9297



Insulated Knife

Description	Cat. No.
Insulated Electrician's Skinning Knife	35-9340




Cases



Description	Cat. No.
Soft Zipper Case for Basic Kit (35-9100 & 35-9108)	35-9350
Soft Zipper Case for Standard Kit (35-9101)	35-9351
Soft Zipper Case for Journeyman Kit (35-9102)	35-9352
Hard Case for Screwdriver Kit (35-9103) & Nutdriver Kit (35-9104)	35-9353

Thermocouple

- Measures up to 1500° F (816° C)
- K-type thermocouple plugs into digital multimeter voltage jacks with 61-465 adapter



Description	Cat. No.
Beaded K-type Thermocouple	61-461
Thermocouple Adapter	61-465

Carrying Cases



Description	Cat. No.
Leather Carrying Case - for use with 61-065, 61-076, 61-085, 61-086	61-010
Small Nylon Carrying Case w/four pockets	61-445
Nylon Carrying Case - for use with all Vol-Con® and Vol-Test® Voltage Testers	C-90
Nylon Carrying Case - for use with Digital Multimeters	C-290

Carrying Case Selection Guide

	VOLTAGE TESTERS																															
	61-059	61-065	61-076	61-085	61-086	61-090	61-092	61-096	61-164	61-165	61-310	61-312	61-340	61-342	61-361	61-484	61-486	61-497	61-498	61-610	61-614	61-702	61-704	61-744	61-746	61-763	61-765	61-773	61-775	61-830		
61-179 Nylon Carrying Case									•	•																					•	
C-50 Nylon Carrying Case	•																															
C-90 Nylon Carrying Case		•	•	•	•	•	•	•																•	•							
C-230 Nylon Carrying Case																		•	•													
C-290 Nylon Carrying Case											•	•	•	•	•	•	•	•	•	•	•											
C-700 Nylon Carrying Case																							•	•								
C-760 Nylon Carrying Case																										•	•					
C-770 Nylon Carrying Case																													•	•		